

Summary of Teaching Evaluations

Quantitative Summary of Teaching Effectiveness:

Below are two meta-analyses that summarize my course evaluation at the university by using the mean of means from a course evaluation. Table 2.1 summarizes my teaching evaluations where the unit of analysis is the course. Table 2.2 summarizes my teaching evaluations where the unit of analysis is the semester. Table 2.1 allows for comparison across courses throughout semesters while also comparing evaluations within a semester. Table 2.2 allows for courses to be compared to benchmarks within the department, college, and university during a semester.

Following these meta-analyses, I provide a detailed analysis for each course I have taught at the university. Table 2.3 through Table 2.15 uses each individual question in course evaluation as the unit of analysis. Each of these tables, generally, pertains only to one of the 14 courses I have taught at the university.

The only exceptions to this are Tables 2.14 and 2.15. Table 2.14 includes information about PSC 250, the only current experimental course I am teaching, and my teaching within the Honors Program. Table 2.15 includes information from each graduate section that has completed a course evaluation. Graduate students in PSC 451.002 (Fall 2017) and PSC 451.002 (Fall 2021) did not complete course evaluations.

These detailed analyses allow for a finer investigation into my performance in each course with regards to specific elements of instruction. Each cell provides the median, mean, and standard deviation of the mean with regards to my performance for that question. The median is reported first in italics. The mean is then reported with the color indicating performance level from the course evaluation. The standard deviation of the mean is reported last in parentheses.

When the standard deviation of the average becomes large (generally above 1.00), it indicates a skewness in the data. The appropriate central tendency of skewed data is the median, not the mean. Thus, when the standard deviation is large, it is appropriate to use the median value instead of the mean to evaluate my performance.

In addition to this data, Table 2.3 through Table 2.15 provide more information. The average performance in each question per course is provided. Furthermore, the response rate for each evaluation is shared. Finally, the column heading indicates the modality of the course.

A **yellow** cell indicates a traditional classroom. A **green** cell indicates a hybrid delivery. A **blue** cell indicates a 99% or 100% virtual course. An **orange** cell indicates a class that was traditional but had to spend at least some point of time in a virtual setting due to external circumstances; the class may have returned the classroom or remained online during the remainder of the semester.

After these tables, I provide five complete course evaluations as generated by Watermark™ Course Evaluations & Surveys. These sample evaluations provide the full analysis of these five courses. These five courses provide a breadth of review as they come from a general education course and major courses, lower-level courses, upper-level courses, course from five different sub-fields, courses taught in different modalities, courses with some of my highest and lowest results, and stretch across my five years at the university. Furthermore, these evaluations begin the transition to evaluating my instruction through qualitative methods, as I end this analysis with a summary of my teaching effectiveness through qualitative remarks that exist in these surveys from each semester that I have taught at the university.

**Table 2.1
Mean of Means by Course**

Course	Fall 17	Spring 18	Summer 18	Fall 18	Spring 19	Summer 19	Fall 19	Spring 20	Summer 20
PSC 100	4.73	4.80	5.00	4.72	4.71	4.89	4.67	4.69	4.78
PSC 101	4.89				4.78			4.74	
PSC 105				4.75**			4.97**		
PSC 232	4.76*						4.75		4.94
PSC 301		4.50			4.52				
PSC 338				4.91					
PSC 356					4.80				
PSC 451	4.35						4.61		
PSC 452		4.77				4.97		4.48	
PSC 454				4.87					
PSC 465		5.00						4.93	
PSC 583								4.86	
UH 300								4.86	

Course	Fall 20	Spring 21	Summer 21	Fall 21	Spring 22	Summer 22	Unweighted Means
PSC 100	4.33	4.72	4.48	4.59	4.83 // 4.51	4.55 // 4.82	4.70
PSC 101	4.80			4.67			4.78
PSC 105							4.86
PSC 232		4.45		4.99			4.78
PSC 250					4.83		4.83
PSC 301		4.13					4.38
PSC 338	4.57						4.74
PSC 356		4.67					4.74
PSC 451				4.92			4.63
PSC 452					4.48		4.68
PSC 454	4.60						4.74
PSC 465							4.97
PSC 583							4.86
UH 300		4.70					4.78

Notes:

* PSC 232 was originally taught as PSC 432. Under the request of the dean and department head, the course was transformed to an introduction course starting in the fall of 2019.

* PSC 105 reports the results of both sections as a single course

Table 2.2
Mean of Means by Semester

Semester	Course 1	Course 2	Course 3	Course 4	Course 5	Course 6	University Benchmark	College Benchmark	Department Benchmark
Fall 2017	4.73	4.89	4.76	4.35	N/A	N/A	4.50	N/A	4.59
Spring 2018	4.80	4.50	4.77	5.00	N/A	N/A	4.63	N/A	4.57
Summer 2018	5.00	N/A	N/A	N/A	N/A	N/A	4.62	N/A	4.82
Fall 2018	4.72	4.75*	4.91	4.87	N/A	N/A	4.56	N/A	4.64
Spring 2019	4.71	4.78	4.52	4.80	N/A	N/A	4.58	N/A	4.56
Summer 2019 (I)	4.89	4.97	N/A	N/A	N/A	N/A	4.66	N/A	4.58
Fall 2019	4.67	4.97*	4.75	4.61	N/A	N/A	4.57	4.60	4.51
Spring 2020	4.69	4.74	4.48	4.93	4.86	4.86	4.60	4.69	4.51
Summer 2020 (I)	4.78	4.94	N/A	N/A	N/A	N/A	4.68	4.80	4.38
Fall 2020	4.33	4.80	4.57	4.60	N/A	N/A	4.59	4.68	4.52
Spring 2021	4.72	4.45	4.13	4.67	4.70	N/A	4.64	4.70	4.61
Summer 2021	4.48	N/A	N/A	N/A	N/A	N/A	4.70	4.74	4.56
Fall 2021	4.59	4.67	4.99	4.92	N/A	N/A	4.47	4.71	4.58
Spring 2022	4.83	4.51	4.83	4.48	N/A	N/A	4.60	4.74	4.62
Summer 2022 (I)	4.55	N/A	N/A	N/A	N/A	N/A	4.60	4.62	4.21
Summer 2022 (II)	4.82	N/A	N/A	N/A	N/A	N/A	4.68	4.70	4.41

Note: * PSC 105 reports the results of both sections as a single course.

TABLE 2.3 – PSC 100 – Introduction to American Government – Summary of Course Evaluations – 2017-2022

Evaluation Prompts	.004 FA 17*	.001 SP 18	.003 SF 18	.003 FA 18	.001 SP 19	.003 SS 19	.003 FA 19	.003 SP 20	.002 SF 20	.002 FA 20	.004 SP 21	.002 SF 21	.001 FA 21	.001 SP 22	.002 SP 22	.001 SF 22	.002 SS 22	Means
Q2: The instructor kept me engaged in the course	5.00 4.57 (0.73)	5.00 4.70 (0.95)	5.00 5.00 (0.00)	5.00 4.42 (0.77)	5.00 4.45 (0.76)	5.00 4.86 (0.38)	5.00 4.58 (0.76)	5.00 4.63 (0.77)	5.00 4.62 (0.87)	4.50 3.92 (1.38)	5.00 4.35 (1.04)	5.00 4.27 (1.01)	5.00 4.36 (1.01)	5.00 4.58 (0.51)	5.00 4.30 (1.16)	5.00 4.50 (0.84)	5.00 4.83 (0.41)	4.53
Q3: The course included a variety of teaching methods	5.00 4.68 (0.75)	5.00 4.70 (0.95)	5.00 5.00 (0.00)	5.00 4.68 (0.48)	5.00 4.65 (0.81)	5.00 4.57 (1.13)	5.00 4.62 (0.64)	5.00 4.42 (0.83)	5.00 4.31 (0.95)	5.00 4.21 (1.14)	5.00 4.60 (0.94)	4.00 4.18 (0.87)	5.00 4.57 (0.76)	5.00 4.92 (0.29)	5.00 4.50 (0.71)	5.00 4.50 (0.84)	5.00 4.83 (0.41)	4.60
Q4: The instructor was able to make complex topics and concepts understandable	5.00 4.57 (0.73)	5.00 4.60 (0.97)	5.00 5.00 (0.00)	5.00 4.53 (0.51)	5.00 4.50 (0.76)	5.00 4.71 (0.76)	5.00 4.35 (0.85)	5.00 4.46 (0.88)	5.00 4.85 (0.38)	5.00 4.17 (1.27)	5.00 4.50 (0.89)	4.00 4.25 (0.75)	5.00 4.57 (0.65)	5.00 4.75 (0.45)	5.00 4.20 (1.23)	5.00 4.00 (1.55)	5.00 4.43 (1.13)	4.52
Q5: The instructor tied the course content to real-world situations	5.00 4.78 (0.48)	5.00 4.50 (1.08)	5.00 5.00 (0.00)	5.00 4.84 (0.37)	5.00 4.85 (0.37)	5.00 4.86 (0.38)	5.00 4.73 (0.53)	5.00 4.88 (0.34)	5.00 4.77 (0.44)	5.00 4.39 (1.08)	5.00 4.75 (0.55)	5.00 4.58 (0.67)	5.00 4.86 (0.53)	5.00 4.92 (0.29)	5.00 4.70 (0.67)	5.00 4.83 (0.41)	5.00 4.57 (1.13)	4.72
Q6: The instructor was able to thoroughly explain the various topics	5.00 4.81 (0.57)	5.00 4.70 (0.95)	5.00 5.00 (0.00)	5.00 4.84 (0.37)	5.00 4.85 (0.37)	5.00 4.86 (0.38)	5.00 4.62 (0.57)	5.00 4.88 (0.34)	5.00 4.69 (0.48)	5.00 4.22 (1.28)	5.00 4.85 (0.49)	5.00 4.58 (0.67)	5.00 4.86 (0.53)	5.00 4.92 (0.29)	5.00 4.60 (0.84)	5.00 4.83 (0.41)	5.00 4.71 (0.76)	4.74
Q7: The instructor gave constructive feedback	5.00 4.46 (1.04)	5.00 4.60 (0.97)	5.00 5.00 (0.00)	5.00 4.63 (0.60)	5.00 4.60 (0.88)	5.00 5.00 (0.00)	5.00 4.38 (1.02)	5.00 4.52 (0.90)	5.00 4.69 (1.11)	5.00 4.17 (1.40)	5.00 4.75 (0.91)	4.00 3.83 (1.27)	4.00 4.00 (1.29)	5.00 4.50 (0.67)	5.00 4.60 (0.97)	5.00 4.17 (1.33)	5.00 4.71 (0.76)	4.53
Q8: The instructor's expectations on all assignments and/or course activities were clear	5.00 4.70 (0.66)	5.00 4.60 (0.97)	5.00 5.00 (0.00)	5.00 4.74 (0.45)	5.00 4.65 (0.81)	5.00 5.00 (0.00)	5.00 4.73 (0.72)	5.00 4.63 (0.77)	5.00 4.92 (0.28)	5.00 4.12 (1.24)	5.00 4.80 (0.41)	4.00 4.25 (0.87)	5.00 4.71 (0.73)	5.00 4.83 (0.39)	5.00 4.40 (1.07)	5.00 4.33 (1.21)	5.00 4.86 (0.38)	4.65
Q9: The grading of assignments and exam was consistent with the grading policy/rubric**	3.00 2.78 (0.42)	3.00 2.90 (0.32)	3.00 3.00 (0.00)	3.00 2.95 (0.23)	3.00 2.80 (0.52)	3.00 3.00 (0.00)	5.00 4.73 (0.60)	5.00 4.78 (0.42)	5.00 4.92 (0.28)	5.00 4.46 (1.10)	5.00 4.80 (0.52)	5.00 4.42 (0.90)	5.00 4.64 (0.63)	5.00 5.00 (0.00)	5.00 4.30 (1.25)	5.00 4.33 (1.21)	5.00 5.00 (0.00)	4.64

Q10: The instructor was available to me when I needed them	5.00 4.83 (0.51)	5.00 4.90 (0.32)	5.00 5.00 (0.00)	5.00 4.79 (0.42)	5.00 4.74 (0.45)	5.00 5.00 (0.00)	5.00 4.77 (0.51)	5.00 4.71 (0.69)	5.00 4.69 (0.48)	5.00 4.40 (1.08)	5.00 4.47 (1.12)	5.00 4.45 (1.21)	5.00 4.69 (0.63)	5.00 4.83 (0.39)	5.00 4.44 (1.13)	5.00 4.60 (0.55)	5.00 4.86 (0.38)	4.73
Q11: My work was graded and returned with feedback in a timely manner	5.00 4.70 (0.66)	5.00 4.90 (0.32)	5.00 5.00 (0.00)	5.00 4.89 (0.32)	5.00 4.65 (0.81)	5.00 4.86 (0.38)	5.00 4.77 (0.59)	5.00 4.63 (0.58)	5.00 4.85 (0.38)	5.00 4.44 (1.12)	5.00 4.65 (0.81)	5.00 4.58 (0.90)	5.00 4.79 (0.58)	5.00 4.75 (0.45)	5.00 4.50 (1.08)	5.00 4.50 (0.84)	5.00 4.86 (0.38)	4.73
Q12: The instructor was courteous, professionals, and easy to approach	5.00 4.84 (0.55)	5.00 5.00 (0.00)	5.00 5.00 (0.00)	5.00 4.95 (0.23)	5.00 4.90 (0.31)	5.00 5.00 (0.00)	5.00 4.73 (0.60)	5.00 4.79 (0.66)	5.00 5.00 (0.00)	5.00 4.48 (1.16)	5.00 4.75 (0.91)	5.00 4.75 (0.45)	5.00 4.57 (0.65)	5.00 4.83 (0.39)	5.00 4.20 (1.32)	5.00 4.50 (1.22)	5.00 4.71 (0.76)	4.76
Q13: The instructor treated all students respectfully and applied standards	5.00 4.92 (0.28)	5.00 5.00 (0.00)	5.00 5.00 (0.00)	5.00 4.84 (0.50)	5.00 4.90 (0.31)	5.00 5.00 (0.00)	5.00 4.81 (0.40)	5.00 4.79 (0.83)	5.00 5.00 (0.00)	5.00 4.71 (1.00)	5.00 4.84 (0.50)	5.00 4.91 (0.30)	5.00 4.86 (0.53)	5.00 4.83 (0.39)	5.00 4.80 (0.63)	5.00 4.83 (0.41)	5.00 5.00 (0.00)	4.88
Q14: The instructor expected high quality work in the course	5.00 4.84 (0.37)	5.00 5.00 (0.00)	5.00 5.00 (0.00)	5.00 4.68 (0.48)	5.00 4.65 (0.49)	5.00 5.00 (0.00)	5.00 4.88 (0.33)	5.00 4.71 (0.69)	5.00 4.92 (0.28)	5.00 4.46 (1.06)	5.00 4.90 (0.45)	5.00 4.92 (0.29)	5.00 4.64 (0.74)	5.00 4.92 (0.29)	5.00 4.80 (0.42)	5.00 5.00 (0.00)	5.00 5.00 (0.00)	4.85
Q15: The instructor used technology when appropriate	5.00 4.86 (0.35)	5.00 5.00 (0.00)	5.00 5.00 (0.00)	5.00 4.74 (0.56)	5.00 4.80 (0.41)	5.00 5.00 (0.00)	5.00 4.73 (0.83)	5.00 4.67 (0.87)	5.00 4.96 (0.85)	5.00 4.70 (1.02)	5.00 4.89 (0.32)	5.00 4.55 (0.93)	5.00 4.50 (0.94)	5.00 4.92 (0.29)	5.00 4.50 (1.08)	5.00 4.83 (0.41)	5.00 5.00 (0.00)	4.81
Q16: The course prepared me to solve problems and think critically	5.00 4.68 (0.58)	5.00 5.00 (0.00)	5.00 5.00 (0.00)	5.00 4.58 (0.61)	5.00 4.65 (0.81)	5.00 4.71 (0.49)	5.00 4.62 (0.57)	5.00 4.78 (0.42)	5.00 4.85 (0.38)	4.50 4.13 (1.23)	5.00 4.85 (0.37)	5.00 4.64 (0.50)	5.00 4.29 (1.20)	5.00 4.92 (0.29)	5.00 4.80 (0.63)	5.00 4.50 (0.84)	5.00 4.86 (0.38)	4.69
Mean of Means	4.73	4.80	5.00	4.72	4.71	4.89	4.67	4.69	4.78	4.33	4.72	4.48	4.59	4.83	4.51	4.55	4.82	4.70
Response Rate	82.2%	45.5%	50.0%	90.5%	69.0%	41.2%	78.8%	85.7%	81.3%	83.3%	46.5%	85.7%	50.0%	63.2%	55.8%	50.0%	38.9%	64.6%

Notes:

* The university indicates performance with regards to each question with a color. I have transposed this color system of green, yellow, and red into this table. These colors compare the means of the professor in the course to the other means that exist to that question during that semester at the university.

** Starting in the Fall of 2019, Question 9 (i.e., The grading of assignments and exams was consistent with the grading policy/rubric given for each assignment) was transformed into a five-point response instead of a three-point response. The average for this question only uses data after this transformation.

TABLE 2.4– PSC 101 – Introduction Political Science – Summary of Course Evaluations – 2017-2022

Evaluation Prompts	.001 FA 17*	.001 SP 19	.001 SP 20	.001 FA 20	.001 FA 21	Means
Q2: The instructor kept me engaged in the course	5.00 4.95 (0.21)	5.00 4.57 (1.09)	5.00 4.67 (0.52)	5.00 4.70 (0.57)	5.00 4.60 (0.52)	4.70
Q3: The course included a variety of teaching methods	5.00 4.91 (0.29)	5.00 5.00 (0.00)	5.00 4.83 (0.41)	5.00 4.70 (0.57)	5.00 4.70 (0.48)	4.83
Q4: The instructor was able to make complex topics and concepts understandable	5.00 4.86 (0.35)	5.00 4.62 (0.65)	5.00 4.67 (0.52)	5.00 4.80 (0.41)	5.00 4.60 (0.52)	4.71
Q5: The instructor tied the course content to real-world situations	5.00 4.95 (0.21)	5.00 4.79 (0.43)	5.00 4.83 (0.41)	5.00 4.85 (0.37)	5.00 4.70 (0.48)	4.82
Q6: The instructor was able to thoroughly explain the various topics	5.00 4.86 (0.35)	5.00 4.86 (0.36)	5.00 4.83 (0.41)	5.00 4.80 (0.41)	5.00 4.70 (0.48)	4.81
Q7: The instructor gave constructive feedback	5.00 4.82 (0.39)	5.00 4.36 (1.15)	4.00 4.00 (1.10)	5.00 4.80 (0.52)	5.00 4.60 (0.52)	4.52
Q8: The instructor's expectations on all assignments and/or course activities were clear	5.00 5.00 (0.00)	5.00 4.86 (0.36)	5.00 4.67 (0.52)	5.00 4.70 (0.57)	5.00 4.70 (0.48)	4.79
Q9: The grading of assignments and exam was consistent with the grading policy/rubric**	3.00 2.95 (0.21)	3.00 3.00 (0.00)	5.00 4.83 (0.41)	5.00 4.85 (0.37)	5.00 4.60 (0.52)	4.76
Q10: The instructor was available to me when I needed them	5.00 4.77 (0.43)	5.00 5.00 (0.00)	5.00 5.00 (0.00)	5.00 4.79 (0.42)	5.00 4.60 (0.52)	4.83

Q11: My work was graded and returned with feedback in a timely manner	5.00 4.64 (0.66)	5.00 4.62 (0.87)	5.00 4.83 (0.41)	5.00 4.80 (0.41)	5.00 4.60 (0.52)	4.70
Q12: The instructor was courteous, professionals, and easy to approach	5.00 5.00 (0.00)	5.00 4.92 (0.28)	5.00 4.83 (0.41)	5.00 4.90 (0.31)	5.00 4.70 (0.48)	4.84
Q13: The instructor treated all students respectfully and applied standards	5.00 5.00 (0.00)	5.00 5.00 (0.00)	5.00 4.83 (0.41)	5.00 4.95 (0.22)	5.00 4.70 (0.48)	4.90
Q14: The instructor expected high quality work in the course	5.00 4.86 (0.35)	5.00 4.85 (0.38)	5.00 4.83 (0.41)	5.00 4.80 (0.52)	5.00 4.70 (0.48)	4.81
Q15: The instructor used technology when appropriate	5.00 4.91 (0.29)	5.00 4.69 (0.63)	5.00 4.67 (0.52)	5.00 4.85 (0.37)	5.00 4.80 (0.42)	4.78
Q16: The course prepared me to solve problems and think critically	5.00 4.91 (0.29)	5.00 4.77 (0.44)	5.00 4.83 (0.41)	5.00 4.75 (0.44)	5.00 4.80 (0.42)	4.79
Mean of Means	4.89	4.78	4.74	4.80	4.67	4.78
Response Rate	88.0%	66.7%	66.7%	87.0%	40.0%	69.7%

Notes:

* The university indicates performance with regards to each question with a color. I have transposed this color system of green, yellow, and red into this table. These colors compare the means of the professor in the course to the other means that exist to that question during that semester at the university.

** Starting in the Fall of 2019, Question 9 (i.e., The grading of assignments and exams was consistent with the grading policy/rubric given for each assignment) was transformed into a five-point response instead of a three-point response. The average for this question only uses data after this transformation.

TABLE 2.5 – PSC 105 – Politics, the News, and You – Summary of Course Evaluations – 2017-2022

Evaluation Prompts	.001 FA 18*	.002 FA 18	.001 FA 19	.002 FA 19	Means
Q2: The instructor kept me engaged in the course	5.00 4.17 (1.33)	5.00 5.00 (0.00)	5.00 5.00 (0.00)	5.00 4.75 (0.50)	4.73
Q3: The course included a variety of teaching methods	5.00 4.67 (0.52)	5.00 5.00 (0.00)	5.00 4.67 (0.58)	5.00 5.00 (0.00)	4.84
Q4: The instructor was able to make complex topics and concepts understandable	4.50 4.50 (0.55)	5.00 5.00 (0.00)	5.00 5.00 (0.00)	5.00 5.00 (0.00)	4.88
Q5: The instructor tied the course content to real-world situations	5.00 5.00 (0.00)	5.00 5.00 (0.00)	5.00 5.00 (0.00)	5.00 5.00 (0.00)	5.00
Q6: The instructor was able to thoroughly explain the various topics	5.00 5.00 (0.00)	5.00 5.00 (0.00)	5.00 5.00 (0.00)	5.00 5.00 (0.00)	5.00
Q7: The instructor gave constructive feedback	4.00 3.67 (1.51)	5.00 5.00 (0.00)	5.00 5.00 (0.00)	5.00 5.00 (0.00)	4.67
Q8: The instructor's expectations on all assignments and/or course activities were clear	5.00 4.50 (0.84)	5.00 5.00 (0.00)	5.00 5.00 (0.00)	5.00 5.00 (0.00)	4.88
Q9: The grading of assignments and exam was consistent with the grading policy/rubric**	3.00 2.67 (0.52)	3.00 3.00 (0.00)	5.00 5.00 (0.00)	5.00 5.00 (0.00)	5.00
Q10: The instructor was available to me when I needed them	5.00 4.67 (0.52)	5.00 5.00 (0.00)	5.00 5.00 (0.00)	5.00 5.00 (0.00)	4.92

Q11: My work was graded and returned with feedback in a timely manner	5.00 4.83 (0.41)	5.00 5.00 (0.00)	5.00 5.00 (0.00)	5.00 4.75 (0.50)	4.87
Q12: The instructor was courteous, professionals, and easy to approach	5.00 4.67 (0.82)	5.00 5.00 (0.00)	5.00 5.00 (0.00)	5.00 5.00 (0.00)	4.92
Q13: The instructor treated all students respectfully and applied standards	5.00 4.83 (0.41)	5.00 5.00 (0.00)	5.00 5.00 (0.00)	5.00 5.00 (0.00)	4.96
Q14: The instructor expected high quality work in the course	5.00 4.67 (0.82)	5.00 5.00 (0.00)	5.00 5.00 (0.00)	5.00 5.00 (0.00)	4.92
Q15: The instructor used technology when appropriate	5.00 5.00 (0.00)	5.00 5.00 (0.00)	5.00 5.00 (0.00)	5.00 5.00 (0.00)	5.00
Q16: The course prepared me to solve problems and think critically	5.00 4.67 (0.52)	5.00 5.00 (0.00)	5.00 5.00 (0.00)	5.00 5.00 (0.00)	4.92
Mean of Means	4.63	5.00	4.98	4.97	4.90
Response Rate	75.0%	75.0%	75.0%	80.0%	76.3%

Notes:

* The university indicates performance with regards to each question with a color. I have transposed this color system of green, yellow, and red into this table. These colors compare the means of the professor in the course to the other means that exist to that question during that semester at the university.

** Starting in the Fall of 2019, Question 9 (i.e., The grading of assignments and exams was consistent with the grading policy/rubric given for each assignment) was transformed into a five-point response instead of a three-point response. The average for this question only uses data after this transformation.

TABLE 2.6 – PSC 232 – Introduction to International Relations* – Summary of Course Evaluations – 2017-2022

Evaluation Prompts	.001 FA 17**	.001 FA 19	.001 SS 20	.001 SP 21	.001 FA 21	Means
Q2: The instructor kept me engaged in the course	5.00 4.71 (0.46)	5.00 4.82 (0.39)	5.00 4.86 (0.38)	4.00 4.00 (1.20)	5.00 5.00 (0.00)	4.68
Q3: The course included a variety of teaching methods	5.00 4.67 (0.58)	5.00 4.76 (0.44)	5.00 5.00 (0.00)	5.00 4.47 (1.13)	5.00 5.00 (0.00)	4.78
Q4: The instructor was able to make complex topics and concepts understandable	5.00 4.57 (0.68)	5.00 4.88 (0.33)	5.00 4.86 (0.38)	4.00 4.13 (1.13)	5.00 5.00 (0.00)	4.69
Q5: The instructor tied the course content to real-world situations	5.00 4.86 (0.36)	5.00 4.76 (0.56)	5.00 5.00 (0.00)	5.00 4.60 (1.06)	5.00 5.00 (0.00)	4.84
Q6: The instructor was able to thoroughly explain the various topics	5.00 4.86 (0.36)	5.00 4.71 (0.77)	5.00 5.00 (0.00)	5.00 4.67 (1.05)	5.00 5.00 (0.00)	4.85
Q7: The instructor gave constructive feedback	5.00 4.62 (0.74)	5.00 4.65 (0.79)	5.00 5.00 (0.00)	5.00 4.40 (1.24)	5.00 5.00 (0.00)	4.73
Q8: The instructor's expectations on all assignments and/or course activities were clear	5.00 4.57 (0.75)	5.00 4.76 (0.56)	5.00 4.86 (0.38)	5.00 4.40 (1.06)	5.00 5.00 (0.00)	4.72
Q9: The grading of assignments and exam was consistent with the grading policy/rubric***	3.00 2.90 (0.30)	5.00 4.76 (0.75)	5.00 4.86 (0.38)	5.00 4.40 (1.12)	5.00 5.00 (0.00)	4.76
Q10: The instructor was available to me when I needed them	5.00 4.90 (0.30)	5.00 4.65 (0.79)	5.00 4.86 (0.38)	5.00 4.47 (1.06)	5.00 5.00 (0.00)	4.78

Q11: My work was graded and returned with feedback in a timely manner	5.00 4.67 (0.48)	5.00 4.76 (0.56)	5.00 4.86 (0.38)	5.00 4.40 (1.12)	5.00 5.00 (0.00)	4.74
Q12: The instructor was courteous, professionals, and easy to approach	5.00 4.95 (0.22)	5.00 4.71 (0.69)	5.00 5.00 (0.00)	5.00 4.40 (1.12)	5.00 5.00 (0.00)	4.81
Q13: The instructor treated all students respectfully and applied standards	5.00 4.95 (0.22)	5.00 4.71 (0.77)	5.00 5.00 (0.00)	5.00 4.60 (1.06)	5.00 5.00 (0.00)	4.85
Q14: The instructor expected high quality work in the course	5.00 4.90 (0.30)	5.00 4.88 (0.33)	5.00 5.00 (0.00)	5.00 4.60 (1.06)	5.00 4.80 (0.45)	4.84
Q15: The instructor used technology when appropriate	5.00 4.71 (0.72)	5.00 4.71 (0.99)	5.00 5.00 (0.00)	5.00 4.53 (1.25)	5.00 5.00 (0.00)	4.79
Q16: The course prepared me to solve problems and think critically	5.00 4.76 (0.44)	5.00 4.76 (0.56)	5.00 5.00 (0.00)	5.00 4.67 (1.05)	5.00 5.00 (0.00)	4.84
Mean of Means	4.76	4.75	4.94	4.45	4.99	4.78
Response Rate	80.8%	85.0%	58.3%	60.0%	40.5%	64.9%

Notes:

* PSC 232 was originally taught as PSC 432. Under the request of the dean and department head, the course was transformed to an introduction course starting in the fall of 2019.

** The university indicates performance with regards to each question with a color. I have transposed this color system of green, yellow, and red into this table. These colors compare the means of the professor in the course to the other means that exist to that question during that semester at the university.

*** Starting in the Fall of 2019, Question 9 (i.e., The grading of assignments and exams was consistent with the grading policy/rubric given for each assignment) was transformed into a five-point response instead of a three-point response. The average for this question only uses data after this transformation.

TABLE 2.7 – PSC 301 – Political Science Methods – Summary of Course Evaluations – 2017-2022

Evaluation Prompts	.001 SP 18*	.001 SP 19	.001 SP 21	Means
Q2: The instructor kept me engaged in the course	5.00 4.67 (0.58)	4.50 4.08 (1.31)	4.00 4.00 (0.00)	4.25
Q3: The course included a variety of teaching methods	5.00 5.00 (0.00)	5.00 4.33 (1.37)	3.00 3.25 (1.50)	4.19
Q4: The instructor was able to make complex topics and concepts understandable	4.00 3.67 (1.53)	4.50 4.00 (1.35)	3.00 3.00 (1.15)	3.56
Q5: The instructor tied the course content to real-world situations	5.00 5.00 (0.00)	5.00 4.33 (1.15)	5.00 4.75 (0.50)	4.69
Q6: The instructor was able to thoroughly explain the various topics	5.00 4.00 (1.73)	5.00 4.67 (0.65)	5.00 4.25 (1.50)	4.31
Q7: The instructor gave constructive feedback	5.00 4.67 (0.58)	5.00 4.58 (0.90)	4.00 3.75 (1.26)	4.33
Q8: The instructor's expectations on all assignments and/or course activities were clear	5.00 4.00 (1.73)	5.00 4.25 (1.22)	3.00 3.00 (2.31) ****	3.75
Q9: The grading of assignments and exam was consistent with the grading policy/rubric**	3.00 3.00 (0.00)	3.00 2.67 (0.65)	5.00 5.00 (0.00)	5.00
Q10: The instructor was available to me when I needed them	5.00 4.67 (0.58)	5.00 4.75 (0.45)	4.50 4.00 (1.41)	4.47

Q11: My work was graded and returned with feedback in a timely manner	5.00 4.33 (1.15)	5.00 4.83 (0.39)	5.00 4.25 (1.50)	4.47
Q12: The instructor was courteous, professionals, and easy to approach	5.00 4.00 (1.73)	5.00 4.42 (1.16)	4.50 4.00 (1.41)	4.14
Q13: The instructor treated all students respectfully and applied standards	5.00 4.00 (1.73)	5.00 4.92 (0.29)	4.50 4.50 (0.58)	4.47
Q14: The instructor expected high quality work in the course	5.00 5.00 (0.00)	5.00 4.92 (0.29)	5.00 5.00 (0.00)	4.97
Q15: The instructor used technology when appropriate	5.00 5.00 (0.00)	5.00 4.50 (1.17)	5.00 5.00 (0.00)	4.83
Q16: The course prepared me to solve problems and think critically	5.00 5.00 (0.00)	5.00 4.73 (0.65)	5.00 4.25 (1.50)	4.66
Mean of Means	4.50	4.52	4.13	4.38
Response Rate	16.7%***	85.7%	57.1%*****	53.2%

Notes:

* The university indicates performance with regards to each question with a color. I have transposed this color system of green, yellow, and red into this table. These colors compare the means of the professor in the course to the other means that exist to that question during that semester at the university.

** Starting in the Fall of 2019, Question 9 (i.e., The grading of assignments and exams was consistent with the grading policy/rubric given for each assignment) was transformed into a five-point response instead of a three-point response. The average for this question only uses data after this transformation.

*** I only had three students return post-tornado to complete this course. These three students completed the course evaluation. The remaining 15 students took their grades from prior to the tornado and were not interested in completing the course evaluation.

**** This question, in particular, demonstrates how the course evaluation is likely be driven by the difficulty of the material and student expectations. Two respondents answered “All the time” (5/5) and two respondents answered “Never” (1/5). Given that question 9 indicates all respondents thought a consistent rubric was provided, and the binomial distribution of results in question 8, it is likely that performance in the class is driving evaluation.

***** The course evaluation reports four of ten students completed the evaluation. Yet, the trended data retrieved from Digital Measures indicates the class has a final enrollment of seven students. Either 40% of the course completed the evaluation, which would mean this course was not below average enrollment for the semester or 57.1% of the course completed the evaluation. I report the latter situation.

TABLE 2.8 – PSC 338 – International Human Rights – Summary of Course Evaluations – 2017-2022

Evaluation Prompts	.001 FA 18*	.001 FA 20	Means
Q2: The instructor kept me engaged in the course	5.00 4.91 (0.43)	4.50 4.33 (0.91)	4.62
Q3: The course included a variety of teaching methods	5.00 4.86 (0.47)	5.00 4.33 (0.86)	4.60
Q4: The instructor was able to make complex topics and concepts understandable	5.00 4.82 (0.39)	5.00 4.29 (0.90)	4.56
Q5: The instructor tied the course content to real-world situations	5.00 4.95 (0.21)	5.00 4.67 (0.73)	4.81
Q6: The instructor was able to thoroughly explain the various topics	5.00 4.95 (0.21)	5.00 4.76 (0.70)	4.86
Q7: The instructor gave constructive feedback	5.00 4.91 (0.29)	5.00 4.62 (0.80)	4.77
Q8: The instructor's expectations on all assignments and/or course activities were clear	5.00 4.82 (0.66)	5.00 4.38 (0.80)	4.60
Q9: The grading of assignments and exam was consistent with the grading policy/rubric**	3.00 2.91 (0.29)	5.00 4.81 (0.40)	4.81
Q10: The instructor was available to me when I needed them	5.00 4.91 (0.29)	5.00 4.62 (0.74)	4.77

Q11: My work was graded and returned with feedback in a timely manner	5.00 4.82 (0.50)	5.00 4.48 (0.81)	4.65
Q12: The instructor was courteous, professionals, and easy to approach	5.00 4.86 (0.35)	5.00 4.67 (0.91)	4.77
Q13: The instructor treated all students respectfully and applied standards	5.00 4.91 (0.29)	5.00 4.76 (0.89)	4.84
Q14: The instructor expected high quality work in the course	5.00 5.00 (0.00)	5.00 4.86 (0.48)	4.93
Q15: The instructor used technology when appropriate	5.00 5.00 (0.00)	5.00 4.55 (0.94)	4.78
Q16: The course prepared me to solve problems and think critically	5.00 4.95 (0.24)	5.00 4.38 (0.95)	4.67
Mean of Means	4.91	4.57	4.74
Response Rate	95.7%	84.0%	89.9%

Notes:

* The university indicates performance with regards to each question with a color. I have transposed this color system of green, yellow, and red into this table. These colors compare the means of the professor in the course to the other means that exist to that question during that semester at the university.

** Starting in the Fall of 2019, Question 9 (i.e., The grading of assignments and exams was consistent with the grading policy/rubric given for each assignment) was transformed into a five-point response instead of a three-point response. The average for this question only uses data after this transformation.

TABLE 2.9 – PSC 356 – Contemporary Political Theory – Summary of Course Evaluations – 2017-2022

Evaluation Prompts	.001 SP 19*	.001 SP 21	Means
Q2: The instructor kept me engaged in the course	5.00 4.82 (0.39)	5.00 4.73 (0.65)	4.78
Q3: The course included a variety of teaching methods	5.00 4.71 (0.99)	5.00 4.27 (1.10)	4.49
Q4: The instructor was able to make complex topics and concepts understandable	5.00 4.65 (0.70)	5.00 4.73 (0.65)	4.69
Q5: The instructor tied the course content to real-world situations	5.00 4.56 (1.03)	5.00 4.73 (0.47)	4.65
Q6: The instructor was able to thoroughly explain the various topics	5.00 4.82 (0.39)	5.00 4.82 (0.40)	4.82
Q7: The instructor gave constructive feedback	5.00 4.88 (0.33)	5.00 4.64 (0.92)	4.76
Q8: The instructor's expectations on all assignments and/or course activities were clear	5.00 4.82 (0.53)	5.00 4.73 (0.47)	4.78
Q9: The grading of assignments and exam was consistent with the grading policy/rubric**	3.00 3.00 (0.00)	5.00 4.81 (0.40)	4.81
Q10: The instructor was available to me when I needed them	5.00 5.00 (0.00)	5.00 4.73 (0.65)	4.87

Q11: My work was graded and returned with feedback in a timely manner	5.00 4.88 (0.33)	5.00 4.09 (1.22)	4.49
Q12: The instructor was courteous, professionals, and easy to approach	5.00 4.94 (0.24)	5.00 4.73 (0.90)	4.84
Q13: The instructor treated all students respectfully and applied standards	5.00 5.00 (0.00)	5.00 4.91 (0.30)	4.96
Q14: The instructor expected high quality work in the course	5.00 4.94 (0.24)	5.00 4.82 (0.60)	4.88
Q15: The instructor used technology when appropriate	5.00 4.41 (1.06)	5.00 4.60 (0.97)	4.51
Q16: The course prepared me to solve problems and think critically	5.00 4.82 (0.53)	5.00 4.91 (0.30)	4.87
Mean of Means	4.80	4.67	4.74
Response Rate	81.0%	68.8%	74.9%

Notes:

* The university indicates performance with regards to each question with a color. I have transposed this color system of green, yellow, and red into this table. These colors compare the means of the professor in the course to the other means that exist to that question during that semester at the university.

** Starting in the Fall of 2019, Question 9 (i.e., The grading of assignments and exams was consistent with the grading policy/rubric given for each assignment) was transformed into a five-point response instead of a three-point response. The average for this question only uses data after this transformation.

TABLE 2.10 – PSC 451 – Ancient & Medieval Political Theory – Summary of Course Evaluations – 2017-2022

Evaluation Prompts	.001 FA 17*	.001 FA 19	.001 FA 21	Means
Q2: The instructor kept me engaged in the course	4.00 3.83 (1.27)	5.00 4.64 (0.84)	5.00 5.00 (0.00)	4.49
Q3: The course included a variety of teaching methods	4.00 3.92 (1.08)	5.00 4.38 (0.96)	5.00 4.80 (0.45)	4.37
Q4: The instructor was able to make complex topics and concepts understandable	4.00 4.25 (0.75)	5.00 4.57 (0.65)	5.00 4.80 (0.45)	4.54
Q5: The instructor tied the course content to real-world situations	4.00 3.36 (1.63)	5.00 4.57 (0.85)	5.00 4.80 (0.45)	4.24
Q6: The instructor was able to thoroughly explain the various topics	5.00 4.83 (0.39)	5.00 4.64 (0.50)	5.00 5.00 (0.00)	4.82
Q7: The instructor gave constructive feedback	5.00 4.83 (0.39)	5.00 4.71 (0.47)	5.00 4.80 (0.45)	4.78
Q8: The instructor's expectations on all assignments and/or course activities were clear	5.00 4.58 (0.67)	5.00 4.57 (0.76)	5.00 5.00 (0.00)	4.72
Q9: The grading of assignments and exam was consistent with the grading policy/rubric**	3.00 2.75 (0.45)	5.00 4.71 (0.73)	5.00 5.00 (0.00)	4.86
Q10: The instructor was available to me when I needed them	5.00 5.00 (0.00)	5.00 4.79 (0.43)	5.00 5.00 (0.00)	4.93

Q11: My work was graded and returned with feedback in a timely manner	4.00 3.50 (1.57)	5.00 4.43 (0.85)	5.00 5.00 (0.00)	4.31
Q12: The instructor was courteous, professionals, and easy to approach	5.00 4.92 (0.29)	5.00 4.71 (0.47)	5.00 5.00 (0.00)	4.88
Q13: The instructor treated all students respectfully and applied standards	5.00 5.00 (0.00)	5.00 4.79 (0.43)	5.00 5.00 (0.00)	4.93
Q14: The instructor expected high quality work in the course	5.00 5.00 (0.00)	5.00 4.64 (0.63)	5.00 5.00 (0.00)	4.88
Q15: The instructor used technology when appropriate	4.00 3.36 (1.75)	5.00 4.43 (0.76)	5.00 4.80 (0.45)	4.20
Q16: The course prepared me to solve problems and think critically	5.00 4.50 (0.80)	5.00 4.64 (0.84)	5.00 4.80 (0.45)	4.65
Mean of Means	4.35	4.61	4.92	4.63
Response Rate	80.0%	87.5%	25.0%	64.2%

Notes:

* The university indicates performance with regards to each question with a color. I have transposed this color system of green, yellow, and red into this table. These colors compare the means of the professor in the course to the other means that exist to that question during that semester at the university.

** Starting in the Fall of 2019, Question 9 (i.e., The grading of assignments and exams was consistent with the grading policy/rubric given for each assignment) was transformed into a five-point response instead of a three-point response. The average for this question only uses data after this transformation.

TABLE 2.11 – PSC 452 – Modern Political Theory – Summary of Course Evaluations – 2017-2022

Evaluation Prompts	.001 SP 18*	.001 SF 19	.001 SP 20	.002 SP 22***	Means
Q2: The instructor kept me engaged in the course	5.00 4.50 (0.97)	5.00 4.80 (0.45)	5.00 4.46 (1.10)	5.00 4.50 (1.00)	4.57
Q3: The course included a variety of teaching methods	5.00 4.80 (0.42)	5.00 4.80 (0.45)	5.00 4.38 (1.06)	5.00 4.00 (2.00)	4.50
Q4: The instructor was able to make complex topics and concepts understandable	4.50 4.70 (0.67)	5.00 5.00 (0.00)	5.00 4.17 (1.24)	5.00 4.50 (1.00)	4.59
Q5: The instructor tied the course content to real-world situations	5.00 4.60 (0.97)	5.00 5.00 (0.00)	5.00 4.33 (1.13)	5.00 4.25 (1.50)	4.55
Q6: The instructor was able to thoroughly explain the various topics	5.00 4.80 (0.42)	5.00 5.00 (0.00)	5.00 4.54 (0.93)	5.00 4.50 (1.00)	4.71
Q7: The instructor gave constructive feedback	5.00 4.80 (0.42)	5.00 5.00 (0.00)	5.00 4.58 (0.78)	5.00 4.25 (1.50)	4.66
Q8: The instructor's expectations on all assignments and/or course activities were clear	5.00 4.80 (0.42)	5.00 5.00 (0.00)	5.00 4.50 (0.93)	5.00 5.00 (0.00)	4.83
Q9: The grading of assignments and exam was consistent with the grading policy/rubric**	3.00 3.00 (0.00)	3.00 3.00 (0.00)	5.00 4.57 (1.04)	5.00 5.00 (0.00)	4.79
Q10: The instructor was available to me when I needed them	5.00 4.90 (0.32)	5.00 5.00 (0.00)	5.00 4.50 (0.88)	5.00 4.75 (0.50)	4.79

Q11: My work was graded and returned with feedback in a timely manner	5.00 4.90 (0.32)	5.00 5.00 (0.00)	5.00 4.46 (0.83)	4.50 4.25 (0.96)	4.65
Q12: The instructor was courteous, professionals, and easy to approach	5.00 4.70 (0.67)	5.00 5.00 (0.00)	5.00 4.71 (0.86)	5.00 4.25 (1.50)	4.67
Q13: The instructor treated all students respectfully and applied standards	5.00 4.90 (0.32)	5.00 5.00 (0.00)	5.00 4.63 (0.92)	5.00 4.25 (1.50)	4.70
Q14: The instructor expected high quality work in the course	5.00 4.90 (0.97)	5.00 5.00 (0.00)	5.00 4.88 (0.34)	5.00 5.00 (0.00)	4.95
Q15: The instructor used technology when appropriate	5.00 4.89 (0.33)	5.00 5.00 (0.00)	5.00 4.29 (1.23)	5.00 4.00 (2.00)	4.55
Q16: The course prepared me to solve problems and think critically	5.00 4.90 (0.32)	5.00 5.00 (0.00)	5.00 4.17 (1.40)	5.00 4.75 (0.50)	4.71
Mean of Means	4.77	4.97	4.48	4.48	4.68
Response Rate	47.6%	50.0%	96.0%	33.3%	56.7%

Notes:

* The university indicates performance with regards to each question with a color. I have transposed this color system of green, yellow, and red into this table. These colors compare the means of the professor in the course to the other means that exist to that question during that semester at the university.

** Starting in the Fall of 2019, Question 9 (i.e., The grading of assignments and exams was consistent with the grading policy/rubric given for each assignment) was transformed into a five-point response instead of a three-point response. The average for this question only uses data after this transformation.

*** The Spring 2022 section is the first time PSC 452 (WI) was taught. This change from PSC 452 to PSC 452 (WI) means there are additional writing assignments and different expectations in the course. Thus, while the course number is the same, the course increased in difficulty due to becoming a writing intensive course.

TABLE 2.12 – PSC 454 – American Political Thought – Summary of Course Evaluations – 2017-2022

Evaluation Prompts	.001 FA 18*	.001 FA 20	Means
Q2: The instructor kept me engaged in the course	5.00 4.88 (0.33)	5.00 4.38 (0.97)	4.63
Q3: The course included a variety of teaching methods	5.00 4.83 (0.51)	5.00 4.38 (1.07)	4.61
Q4: The instructor was able to make complex topics and concepts understandable	5.00 4.89 (0.32)	4.00 4.29 (0.96)	4.59
Q5: The instructor tied the course content to real-world situations	5.00 4.94 (0.24)	5.00 4.33 (1.11)	4.64
Q6: The instructor was able to thoroughly explain the various topics	5.00 5.00 (0.00)	5.00 4.52 (0.93)	4.76
Q7: The instructor gave constructive feedback	5.00 4.72 (0.75)	5.00 4.68 (0.95)	4.70
Q8: The instructor's expectations on all assignments and/or course activities were clear	5.00 4.94 (0.24)	5.00 4.48 (0.98)	4.71
Q9: The grading of assignments and exam was consistent with the grading policy/rubric**	3.00 2.94 (0.24)	5.00 4.90 (0.30)	4.90
Q10: The instructor was available to me when I needed them	5.00 4.83 (0.51)	5.00 4.71 (0.72)	4.77

Q11: My work was graded and returned with feedback in a timely manner	5.00 4.67 (0.77)	5.00 4.48 (0.87)	4.58
Q12: The instructor was courteous, professionals, and easy to approach	5.00 4.94 (0.24)	5.00 4.67 (0.91)	4.81
Q13: The instructor treated all students respectfully and applied standards	5.00 4.78 (0.73)	5.00 4.81 (0.87)	4.80
Q14: The instructor expected high quality work in the course	5.00 4.94 (0.24)	5.00 5.00 (0.00)	4.97
Q15: The instructor used technology when appropriate	5.00 4.83 (0.36)	5.00 4.65 (0.93)	4.74
Q16: The course prepared me to solve problems and think critically	5.00 5.00 (0.00)	5.00 4.71 (0.90)	4.86
Mean of Means	4.87	4.60	4.74
Response Rate	85.7%	84.0%	84.9%

Notes:

* The university indicates performance with regards to each question with a color. I have transposed this color system of green, yellow, and red into this table. These colors compare the means of the professor in the course to the other means that exist to that question during that semester at the university.

** Starting in the Fall of 2019, Question 9 (i.e., The grading of assignments and exams was consistent with the grading policy/rubric given for each assignment) was transformed into a five-point response instead of a three-point response. The average for this question only uses data after this transformation.

TABLE 2.13 – PSC 465 – Science, Technology, and Politics – Summary of Course Evaluations – 2017-2022

Evaluation Prompts	.001 SP 18*	.001 SP 20	Means
Q2: The instructor kept me engaged in the course	5.00 5.00 (0.00)	5.00 5.00 (0.00)	5.00
Q3: The course included a variety of teaching methods	5.00 5.00 (0.00)	5.00 4.60 (0.89)	4.80
Q4: The instructor was able to make complex topics and concepts understandable	5.00 5.00 (0.00)	4.00 4.80 (0.45)	4.90
Q5: The instructor tied the course content to real-world situations	5.00 5.00 (0.00)	5.00 5.00 (0.00)	5.00
Q6: The instructor was able to thoroughly explain the various topics	5.00 5.00 (0.00)	5.00 5.00 (0.00)	5.00
Q7: The instructor gave constructive feedback	5.00 5.00 (0.00)	5.00 5.00 (0.00)	5.00
Q8: The instructor's expectations on all assignments and/or course activities were clear	5.00 5.00 (0.00)	5.00 5.00 (0.00)	5.00
Q9: The grading of assignments and exam was consistent with the grading policy/rubric**	3.00 3.00 (0.00)	5.00 5.00 (0.00)	5.00
Q10: The instructor was available to me when I needed them	5.00 5.00 (0.00)	5.00 5.00 (0.00)	5.00

Q11: My work was graded and returned with feedback in a timely manner	5.00 5.00 (0.00)	5.00 5.00 (0.00)	5.00
Q12: The instructor was courteous, professionals, and easy to approach	5.00 5.00 (0.00)	5.00 5.00 (0.00)	5.00
Q13: The instructor treated all students respectfully and applied standards	5.00 5.00 (0.00)	5.00 5.00 (0.00)	5.00
Q14: The instructor expected high quality work in the course	5.00 5.00 (0.00)	5.00 5.00 (0.00)	5.00
Q15: The instructor used technology when appropriate	5.00 5.00 (0.00)	5.00 4.80 (0.45)	4.90
Q16: The course prepared me to solve problems and think critically	5.00 5.00 (0.00)	5.00 4.80 (0.45)	4.90
Mean of Means	5.00	4.93	4.97
Response Rate	42.9%	83.3%	63.1%

Notes:

* The university indicates performance with regards to each question with a color. I have transposed this color system of green, yellow, and red into this table. These colors compare the means of the professor in the course to the other means that exist to that question during that semester at the university.

** Starting in the Fall of 2019, Question 9 (i.e., The grading of assignments and exams was consistent with the grading policy/rubric given for each assignment) was transformed into a five-point response instead of a three-point response. The average for this question only uses data after this transformation.

TABLE 2.14 – Developing Courses – PSC 250 & UH 300 – Summary of Course Evaluations – 2017-2022

Evaluation Prompts	PSC 250.001 SP 22*	UH 300.001 SP 20	UH 300.001 SP 21	UH 300 Means
Q2: The instructor kept me engaged in the course	5.00 5.00 (0.00)	5.00 4.86 (0.36)	5.00 5.00 (0.00)	4.93
Q3: The course included a variety of teaching methods	5.00 5.00 (0.00)	5.00 5.00 (0.00)	4.50 4.50 (0.71)	4.75
Q4: The instructor was able to make complex topics and concepts understandable	4.50 4.50 (0.71)	5.00 4.86 (0.36)	5.00 4.67 (0.58)	4.77
Q5: The instructor tied the course content to real-world situations	4.50 4.50 (0.71)	5.00 4.86 (0.36)	5.00 5.00 (0.00)	4.93
Q6: The instructor was able to thoroughly explain the various topics	5.00 5.00 (0.00)	5.00 4.86 (0.36)	5.00 4.67 (0.58)	4.77
Q7: The instructor gave constructive feedback	5.00 5.00 (0.00)	5.00 4.86 (0.36)	4.00 4.00 (1.00)	4.43
Q8: The instructor's expectations on all assignments and/or course activities were clear	5.00 5.00 (0.00)	5.00 4.71 (0.76)	5.00 4.67 (0.58)	4.69
Q9: The grading of assignments and exam was consistent with the grading policy/rubric	5.00 5.00 (0.00)	5.00 4.86 (0.36)	5.00 5.00 (0.00)	4.93
Q10: The instructor was available to me when I needed them	4.50 4.50 (0.71)	5.00 4.71 (0.49)	5.00 5.00 (0.00)	4.86

Q11: My work was graded and returned with feedback in a timely manner	4.50 4.50 (0.71)	5.00 5.00 (0.00)	4.00 4.33 (0.58)	4.67
Q12: The instructor was courteous, professionals, and easy to approach	4.50 4.50 (0.71)	5.00 4.86 (0.36)	5.00 5.00 (0.00)	4.93
Q13: The instructor treated all students respectfully and applied standards	5.00 5.00 (0.00)	5.00 4.86 (0.36)	5.00 5.00 (0.00)	4.93
Q14: The instructor expected high quality work in the course	5.00 5.00 (0.00)	5.00 4.86 (0.36)	5.00 4.67 (0.58)	4.93
Q15: The instructor used technology when appropriate	5.00 5.00 (0.00)	5.00 4.86 (0.36)	5.00 4.00 (1.73)	4.77
Q16: The course prepared me to solve problems and think critically	5.00 5.00 (0.00)	5.00 4.86 (0.36)	5.00 5.00 (0.00)	4.43
Mean of Means	4.83	4.86	4.70	4.78
Response Rate	25.0%	100.0%	100.0%	100.0%

Notes:
 * The university indicates performance with regards to each question with a color. I have transposed this color system of green, yellow, and red into this table. These colors compare the means of the professor in the course to the other means that exist to that question during that semester at the university.

TABLE 2.15 – Graduate Student Feedback – PSC 465-002 & PSC 583-001 – Summary of Course Evaluations – 2017-2022

Evaluation Prompts	465.002 SP 18*	PSC583.001 SP 20	Means
Q2: The instructor kept me engaged in the course	5.00 5.00 (0.00)	5.00 5.00 (0.00)	5.00
Q3: The course included a variety of teaching methods	5.00 5.00 (0.00)	5.00 5.00 (0.00)	5.00
Q4: The instructor was able to make complex topics and concepts understandable	5.00 5.00 (0.00)	4.00 4.00 (0.00)	4.50
Q5: The instructor tied the course content to real-world situations	5.00 5.00 (0.00)	5.00 5.00 (0.00)	5.00
Q6: The instructor was able to thoroughly explain the various topics	5.00 5.00 (0.00)	5.00 5.00 (0.00)	5.00
Q7: The instructor gave constructive feedback	5.00 5.00 (0.00)	5.00 5.00 (0.00)	5.00
Q8: The instructor's expectations on all assignments and/or course activities were clear	5.00 5.00 (0.00)	4.00 4.00 (0.00)	4.50
Q9: The grading of assignments and exam was consistent with the grading policy/rubric**	3.00 3.00 (0.00)	N/A N/A N/A	N/A
Q10: The instructor was available to me when I needed them	5.00 5.00 (0.00)	5.00 5.00 (0.00)	5.00

Q11: My work was graded and returned with feedback in a timely manner	5.00 5.00 (0.00)	5.00 5.00 (0.00)	5.00
Q12: The instructor was courteous, professionals, and easy to approach	5.00 5.00 (0.00)	5.00 5.00 (0.00)	5.00
Q13: The instructor treated all students respectfully and applied standards	5.00 5.00 (0.00)	5.00 5.00 (0.00)	5.00
Q14: The instructor expected high quality work in the course	5.00 5.00 (0.00)	5.00 5.00 (0.00)	5.00
Q15: The instructor used technology when appropriate	5.00 5.00 (0.00)	5.00 5.00 (0.00)	5.00
Q16: The course prepared me to solve problems and think critically	5.00 5.00 (0.00)	5.00 5.00 (0.00)	5.00
Mean of Means	5.00	4.86	4.93
Response Rate	100.0%	100.0%	100.0%

Notes:

* The university indicates performance with regards to each question with a color. I have transposed this color system of green, yellow, and red into this table. These colors compare the means of the professor in the course to the other means that exist to that question during that semester at the university.

** Starting in the Fall of 2019, Question 9 (i.e., The grading of assignments and exams was consistent with the grading policy/rubric given for each assignment) was transformed into a five-point response instead of a three-point response. The average for this question only uses data after this transformation.

Jacksonville State University
Fall 2017 End of Semester Course/Instructor Evaluations

Course: 2017FAJSUSSPSC10100111389: Intro to Political Science
Instructor: Benjamin Gross *
Response Rate: 22/25 (88.00 %)

1 - What grade do you expect to receive in this course?					
Response Option	Weight	Frequency	Percent	Percent Responses	Means
A	(1)	16	72.73%		
B	(2)	5	22.73%		
C	(3)	1	4.55%		
D	(4)	0	0.00%		
P - Pass	(5)	0	0.00%		
F - Fail	(6)	0	0.00%		
				0 25 50 100	
Response Rate					
22/25 (88.00%)					

2 - The instructor kept me engaged in the course, i.e. s/he motivated me to want to learn the course content.												
Benjamin Gross												
Response Option	Weight	Frequency	Percent	Percent Responses	Means							
All the time	(5)	21	95.45%									
The majority of the time	(4)	1	4.55%									
About half the time	(3)	0	0.00%									
Sometimes	(2)	0	0.00%									
Never	(1)	0	0.00%									
Not Applicable	(0)	0	0.00%									
				0 25 50 100	Instructor	University Benchmark	Department Benchmark					
Response Rate	Mean	STD	Median	University Benchmark	Mean	STD	Median	Department Benchmark	Mean	STD	Median	
22/25 (88.00%)	4.95	0.21	5.00	14317	4.32	1.10	5.00	237	4.44	0.96	5.00	

3 - The course included a variety of teaching methods that helped me stay focused on the course throughout class sessions, e.g., teaching methods may include problem-based learning activities, group work, cooperative learning, traditional, online, hybrid discussion, videos, and other activities.												
Benjamin Gross												
Response Option	Weight	Frequency	Percent	Percent Responses	Means							
All time time	(5)	20	90.91%									
The majority of the time	(4)	2	9.09%									
About half the time	(3)	0	0.00%									
Sometimes	(2)	0	0.00%									
Never	(1)	0	0.00%									
Not Applicable	(0)	0	0.00%									
				0 25 50 100	Instructor	University Benchmark	Department Benchmark					
Response Rate	Mean	STD	Median	University Benchmark	Mean	STD	Median	Department Benchmark	Mean	STD	Median	
22/25 (88.00%)	4.91	0.29	5.00	14317	4.23	1.21	5.00	237	4.25	1.19	5.00	

- We had an ideology quiz of sorts and help show how people think and how this in turn relates to the effect on politics.
- In class stimulation's to explain better the concept we were learning.
- Throughout the course there were both traditional lectures that were kept lively with relevant bits of media. There were also days in which we played "games" that exemplified what was being covered at the time so we put a different perspective on the subject that was more hands on.
- Videos, movies, power points, all used to great success.
- Enjoyed watching snl clips

Jacksonville State University
Fall 2017 End of Semester Course/Instructor Evaluations

Course: 2017FAJSUSSPSC10100111389: Intro to Political Science
Instructor: Benjamin Gross *
Response Rate: 22/25 (88.00 %)

4 - The instructor was able to make complex topics and concepts understandable.												
Benjamin Gross												
Response Option		Weight	Frequency	Percent	Percent Responses	Means						
All the time		(5)	19	86.36%		4.96	4.35	4.43				
A majority of the time		(4)	3	13.64%								
About half the time		(3)	0	0.00%								
Sometimes		(2)	0	0.00%								
Never		(1)	0	0.00%								
Not Applicable		(0)	0	0.00%								
					0 25 50 100	Instructor	University Benchmark	Department Benchmark				
Response Rate	Mean	STD	Median	University Benchmark	Mean	STD	Median	Department Benchmark	Mean	STD	Median	
22/25 (88.00%)	4.86	0.35	5.00	14317	4.35	1.06	5.00	237	4.43	0.90	5.00	

5 - The instructor tied the course content to real-world situations making it more applicable and understandable.												
Benjamin Gross												
Response Option		Weight	Frequency	Percent	Percent Responses	Means						
All the time		(5)	21	95.45%		4.95	4.44	4.56				
The majority of the time		(4)	1	4.55%								
About half the time		(3)	0	0.00%								
Sometimes		(2)	0	0.00%								
Never		(1)	0	0.00%								
Not Applicable		(0)	0	0.00%								
					0 25 50 100	Instructor	University Benchmark	Department Benchmark				
Response Rate	Mean	STD	Median	University Benchmark	Mean	STD	Median	Department Benchmark	Mean	STD	Median	
22/25 (88.00%)	4.95	0.21	5.00	14317	4.44	1.03	5.00	237	4.56	0.97	5.00	

6 - The instructor was able to thoroughly explain the various topics of the course, i.e., s/he seemed to know what s/he was talking about.												
Benjamin Gross												
Response Option		Weight	Frequency	Percent	Percent Responses	Means						
All the time		(5)	19	86.36%		4.96	4.55	4.66				
The majority of the time		(4)	3	13.64%								
About half the time		(3)	0	0.00%								
Sometimes		(2)	0	0.00%								
Never		(1)	0	0.00%								
Not Applicable		(0)	0	0.00%								
					0 25 50 100	Instructor	University Benchmark	Department Benchmark				
Response Rate	Mean	STD	Median	University Benchmark	Mean	STD	Median	Department Benchmark	Mean	STD	Median	
22/25 (88.00%)	4.86	0.35	5.00	14317	4.55	0.93	5.00	237	4.66	0.81	5.00	

Jacksonville State University
Fall 2017 End of Semester Course/Instructor Evaluations

Course: 2017FAJSUSSPSC10100111389: Intro to Political Science
Instructor: Benjamin Gross *
Response Rate: 22/25 (88.00 %)

7 - The instructor gave constructive feedback and helped me understand how I was doing in the course.												
Benjamin Gross												
Response Option		Weight	Frequency	Percent	Percent Responses	Means						
All the time		(5)	18	81.82%								
The majority of the time		(4)	4	18.18%								
About half the time		(3)	0	0.00%								
Sometimes		(2)	0	0.00%								
Never		(1)	0	0.00%								
Not Applicable		(0)	0	0.00%								
					0	25	50	100	Instructor	University Benchmark	Department Benchmark	
Response Rate	Mean	STD	Median	University Benchmark	Mean	STD	Median	Department Benchmark	Mean	STD	Median	
22/25 (88.00%)	4.82	0.39	5.00	14317	4.30	1.19	5.00	237	4.34	1.16	5.00	

8 - The instructor's expectations on all assignments and/or course activities were clear.												
Benjamin Gross												
Response Option		Weight	Frequency	Percent	Percent Responses	Means						
All the time		(5)	22	100.00%								
The majority of the time		(4)	0	0.00%								
About half the time		(3)	0	0.00%								
Sometimes		(2)	0	0.00%								
Never		(1)	0	0.00%								
Not Applicable		(0)	0	0.00%								
					0	25	50	100	Instructor	University Benchmark	Department Benchmark	
Response Rate	Mean	STD	Median	University Benchmark	Mean	STD	Median	Department Benchmark	Mean	STD	Median	
22/25 (88.00%)	5.00	0.00	5.00	14317	4.50	0.95	5.00	237	4.62	0.83	5.00	

9 - The grading of assignments and exams was consistent with the grading policy/rubric given for each assignment.												
Benjamin Gross												
Response Option		Weight	Frequency	Percent	Percent Responses	Means						
Very Clear		(3)	21	95.45%								
Somewhat Clear		(2)	1	4.55%								
Not Clear		(1)	0	0.00%								
Not Applicable		(0)	0	0.00%								
					0	25	50	100	Instructor	University Benchmark	Department Benchmark	
Response Rate	Mean	STD	Median	University Benchmark	Mean	STD	Median	Department Benchmark	Mean	STD	Median	
22/25 (88.00%)	2.95	0.21	3.00	14317	2.80	0.48	3.00	237	2.85	0.38	3.00	

Jacksonville State University
Fall 2017 End of Semester Course/Instructor Evaluations

Course: 2017FAJSUSSPSC10100111389: Intro to Political Science
Instructor: Benjamin Gross *
Response Rate: 22/25 (88.00 %)

10 - The instructor was available to me when I needed them.												
Benjamin Gross												
Response Option		Weight	Frequency	Percent	Percent Responses	Means						
All the time		(5)	17	77.27%		4.77	4.62	4.74				
The majority of the time		(4)	5	22.73%								
About half the time		(3)	0	0.00%								
Sometimes		(2)	0	0.00%								
Never		(1)	0	0.00%								
Not Applicable		(0)	0	0.00%								
					0 25 50 100	Instructor	University Benchmark	Department Benchmark				
Response Rate	Mean	STD	Median	University Benchmark	Mean	STD	Median	Department Benchmark	Mean	STD	Median	
22/25 (88.00%)	4.77	0.43	5.00	14317	4.62	0.83	5.00	237	4.74	0.66	5.00	

11 - My work was graded and returned with feedback in a timely manner as outlined by the course syllabus.												
Benjamin Gross												
Response Option		Weight	Frequency	Percent	Percent Responses	Means						
All the time		(5)	16	72.73%		4.64	4.54	4.60				
The majority of the time		(4)	4	18.18%								
About half the time		(3)	2	9.09%								
Sometimes		(2)	0	0.00%								
Never		(1)	0	0.00%								
Not Applicable		(0)	0	0.00%								
					0 25 50 100	Instructor	University Benchmark	Department Benchmark				
Response Rate	Mean	STD	Median	University Benchmark	Mean	STD	Median	Department Benchmark	Mean	STD	Median	
22/25 (88.00%)	4.64	0.66	5.00	14317	4.54	0.93	5.00	237	4.60	0.84	5.00	

12 - The instructor was courteous, professional, and easy to approach.												
Benjamin Gross												
Response Option		Weight	Frequency	Percent	Percent Responses	Means						
All the time		(5)	22	100.00%		5.00	4.68	4.84				
The majority of the time		(4)	0	0.00%								
About half the time		(3)	0	0.00%								
Sometimes		(2)	0	0.00%								
Never		(1)	0	0.00%								
Not Applicable		(0)	0	0.00%								
					0 25 50 100	Instructor	University Benchmark	Department Benchmark				
Response Rate	Mean	STD	Median	University Benchmark	Mean	STD	Median	Department Benchmark	Mean	STD	Median	
22/25 (88.00%)	5.00	0.00	5.00	14317	4.68	0.82	5.00	237	4.84	0.60	5.00	

Jacksonville State University
Fall 2017 End of Semester Course/Instructor Evaluations

Course: 2017FAJSUSSPSC10100111389: Intro to Political Science
Instructor: Benjamin Gross *
Response Rate: 22/25 (88.00 %)

13 - The instructor treated all students respectfully and applied standards and policies to all students evenly and fairly.												
Benjamin Gross												
Response Option		Weight	Frequency	Percent	Percent Responses	Means						
All the time		(5)	22	100.00%								
The majority of the time		(4)	0	0.00%								
About half the time		(3)	0	0.00%								
Sometimes		(2)	0	0.00%								
Never		(1)	0	0.00%								
Not Applicable		(0)	0	0.00%								
					0	25	50	100	Instructor	University Benchmark	Department Benchmark	
Response Rate	Mean	STD	Median	University Benchmark	Mean	STD	Median	Department Benchmark	Mean	STD	Median	
22/25 (88.00%)	5.00	0.00	5.00	14317	4.75	0.71	5.00	237	4.91	0.42	5.00	

14 - The instructor expected high quality work in the course.												
Benjamin Gross												
Response Option		Weight	Frequency	Percent	Percent Responses	Means						
All the time		(5)	19	86.36%								
The majority of the time		(4)	3	13.64%								
About half the time		(3)	0	0.00%								
Sometimes		(2)	0	0.00%								
Never		(1)	0	0.00%								
Not Applicable		(0)	0	0.00%								
					0	25	50	100	Instructor	University Benchmark	Department Benchmark	
Response Rate	Mean	STD	Median	University Benchmark	Mean	STD	Median	Department Benchmark	Mean	STD	Median	
22/25 (88.00%)	4.86	0.35	5.00	14317	4.78	0.61	5.00	237	4.81	0.49	5.00	

15 - The instructor used technology when appropriate to increase student learning.												
Benjamin Gross												
Response Option		Weight	Frequency	Percent	Percent Responses	Means						
All the time		(5)	20	90.91%								
The majority of the time		(4)	2	9.09%								
About half the time		(3)	0	0.00%								
Sometimes		(2)	0	0.00%								
Never		(1)	0	0.00%								
Not Applicable		(0)	0	0.00%								
					0	25	50	100	Instructor	University Benchmark	Department Benchmark	
Response Rate	Mean	STD	Median	University Benchmark	Mean	STD	Median	Department Benchmark	Mean	STD	Median	
22/25 (88.00%)	4.91	0.29	5.00	14317	4.53	1.00	5.00	237	4.53	1.01	5.00	

Jacksonville State University

Fall 2017 End of Semester Course/Instructor Evaluations

Course: 2017FAJSUSSPSC10100111389: Intro to Political Science
Instructor: Benjamin Gross *
Response Rate: 22/25 (88.00 %)

16 - The course prepared me to solve problems and think critically.													
Benjamin Gross													
Response Option		Weight	Frequency	Percent	Percent Responses				Means				
All the time		(5)	20	90.91%					4.91				
The majority of the time		(4)	2	9.09%					4.42				
About half the time		(3)	0	0.00%					4.55				
Sometimes		(2)	0	0.00%									
Never		(1)	0	0.00%									
Not Applicable		(0)	0	0.00%									
					0	25	50	100	Instructor	University Benchmark	Department Benchmark		
Response Rate	Mean	STD	Median	University Benchmark	Mean	STD	Median	Department Benchmark	Mean	STD	Median		
22/25 (88.00%)	4.91	0.29	5.00	14317	4.42	1.05	5.00	237	4.55	0.86	5.00		

17 - What professional, constructive feedback can you provide for the improvement of this COURSE?	
Response Rate	7/25 (28%)
<ul style="list-style-type: none"> • The course is great intro. for Political Science. • Perhaps open the Friday discussion boards earlier in the week. No complaints about the instruction. • This course was my favorite during the semester. It was educational and entertaining. I can not offer any other ideas that could help improve the course. • BEST CLASSEVER • Dr. Gross did a great job with this class. I was always interested in what he taught and he made things easy to understand through the simulations and videos. • Great teacher, one of the best i have had. • Put the notes we use in class on blackboard 	

18 - What professional, constructive feedback can you provide to this INSTRUCTOR to improve his/her teaching?	
Benjamin Gross	
Response Rate	10/25 (40%)
<ul style="list-style-type: none"> • This class was so great and I enjoyed it. I am taking a course with Dr. Gross again next semester and I am excited to have him again • Dr. Gross is the best professor I have had in my three year career at JSU. • Keep doing what your doing Dr. Gross • I would just recommend to go over the study guide. Students like myself are very unsure sometimes. If we would have went over the study guide I believe I would have done better on the test. Furthermore, I enjoyed Mr.Gross class. If I would have had him earlier in my college career I would have stayed as a Political Science major. • This is petty but it felt weird being called by my last name. • Dr. Gross you are an incredible teacher and I am glad to have had your course this semester. You covered the topics fully, at least in my opinion, and kept class entertaining. You challenged us critically to not only make us have opinions but to question them and articulate them. For myself this is how education should be approached, keep up the good work. • BEST CLASS EVER • Keep doing you, Dr. Gross. • Great teacher, want to take more of his classes • I enjoyed the professors teaching method 	

Mean of Means Calculations	Mean	University Benchmark	Department Benchmark	
Mean of Means	4.89	4.50	4.59	0.00

Jacksonville State University
Fall 2018 End of Semester Instruction/ Course Evaluation

Course: 2018FAJSUSSPSC33800112753: International Human Rights
Instructor: Benjamin Gross *
Response Rate: 22/23 (95.65 %)

1 - What grade do you expect to receive in this course?					
Response Option	Weight	Frequency	Percent	Percent Responses	Means
A	(1)	12	54.55%		
B	(2)	9	40.91%		
C	(3)	0	0.00%		
D	(4)	0	0.00%		
P - Pass	(5)	1	4.55%		
F - Fail	(6)	0	0.00%		
				0 25 50 100	
Response Rate					
22/23 (95.65%)					

2 - The instructor kept me engaged in the course, i.e. s/he motivated me to want to learn the course content.												
Benjamin Gross												
Response Option	Weight	Frequency	Percent	Percent Responses	Means							
All the time	(5)	21	95.45%			4.40	4.43					
The majority of the time	(4)	0	0.00%									
About half the time	(3)	1	4.55%									
Sometimes	(2)	0	0.00%									
Never	(1)	0	0.00%									
Not Applicable	(0)	0	0.00%									
				0 25 50 100	Question	University Benchmark	Department Benchmark					
Response Rate	Mean	STD	Median	University Benchmark	Mean	STD	Median	Department Benchmark	Mean	STD	Median	
22/23 (95.65%)	4.91	0.43	5.00	16181	4.40	1.04	5.00	260	4.43	0.91	5.00	

3 - The course included a variety of teaching methods that helped me stay focused on the course throughout class sessions, e.g., teaching methods may include problem-based learning activities, group work, cooperative learning, traditional, online, hybrid discussion, videos, and other activities.												
Benjamin Gross												
Response Option	Weight	Frequency	Percent	Percent Responses	Means							
All time time	(5)	20	90.91%			4.33	4.28					
The majority of the time	(4)	1	4.55%									
About half the time	(3)	1	4.55%									
Sometimes	(2)	0	0.00%									
Never	(1)	0	0.00%									
Not Applicable	(0)	0	0.00%									
				0 25 50 100	Question	University Benchmark	Department Benchmark					
Response Rate	Mean	STD	Median	University Benchmark	Mean	STD	Median	Department Benchmark	Mean	STD	Median	
22/23 (95.65%)	4.86	0.47	5.00	16181	4.33	1.14	5.00	260	4.28	1.13	5.00	

- Videos and movies
- In-class simulations, watching documentaries, group discussions and assignments, etc.
- Reading text, discussing it (participation) Power-points and note-taking Tests Op-Ed Paper
- In class simulations were by far one of my favorite methods of teaching that Dr. Gross used. Doing these helped the class to not only interact with each other with what we had learned, but it helped us to critically think about the right approaches to certain situations involving human rights issues in our world today.
- Group assignments, in class simulations, documentaries, op-ed paper

Jacksonville State University
Fall 2018 End of Semester Instruction/ Course Evaluation

Course: 2018FAJSUSSPSC33800112753: International Human Rights
Instructor: Benjamin Gross *
Response Rate: 22/23 (95.65 %)

4 - The instructor was able to make complex topics and concepts understandable.												
Benjamin Gross												
Response Option	Weight	Frequency	Percent	Percent Responses	Means							
All the time	(5)	18	81.82%		4.82	4.42	4.48					
A majority of the time	(4)	4	18.18%									
About half the time	(3)	0	0.00%									
Sometimes	(2)	0	0.00%									
Never	(1)	0	0.00%									
Not Applicable	(0)	0	0.00%									
				0 25 50 100	Question	University Benchmark	Department Benchmark					
Response Rate	Mean	STD	Median	University Benchmark	Mean	STD	Median	Department Benchmark	Mean	STD	Median	
22/23 (95.65%)	4.82	0.39	5.00	16181	4.42	1.02	5.00	260	4.48	0.81	5.00	

5 - The instructor tied the course content to real-world situations making it more applicable and understandable.												
Benjamin Gross												
Response Option	Weight	Frequency	Percent	Percent Responses	Means							
All the time	(5)	21	95.45%		4.95	4.51	4.72					
The majority of the time	(4)	1	4.55%									
About half the time	(3)	0	0.00%									
Sometimes	(2)	0	0.00%									
Never	(1)	0	0.00%									
Not Applicable	(0)	0	0.00%									
				0 25 50 100	Question	University Benchmark	Department Benchmark					
Response Rate	Mean	STD	Median	University Benchmark	Mean	STD	Median	Department Benchmark	Mean	STD	Median	
22/23 (95.65%)	4.95	0.21	5.00	16181	4.51	0.97	5.00	260	4.72	0.79	5.00	

6 - The instructor was able to thoroughly explain the various topics of the course, i.e., s/he seemed to know what s/he was talking about.												
Benjamin Gross												
Response Option	Weight	Frequency	Percent	Percent Responses	Means							
All the time	(5)	21	95.45%		4.95	4.60	4.69					
The majority of the time	(4)	1	4.55%									
About half the time	(3)	0	0.00%									
Sometimes	(2)	0	0.00%									
Never	(1)	0	0.00%									
Not Applicable	(0)	0	0.00%									
				0 25 50 100	Question	University Benchmark	Department Benchmark					
Response Rate	Mean	STD	Median	University Benchmark	Mean	STD	Median	Department Benchmark	Mean	STD	Median	
22/23 (95.65%)	4.95	0.21	5.00	16181	4.60	0.88	5.00	260	4.69	0.76	5.00	

Jacksonville State University
Fall 2018 End of Semester Instruction/ Course Evaluation

Course: 2018FAJSUSSPSC33800112753: International Human Rights
Instructor: Benjamin Gross *
Response Rate: 22/23 (95.65 %)

7 - The instructor gave constructive feedback and helped me understand how I was doing in the course.

Benjamin Gross

Response Option	Weight	Frequency	Percent	Percent Responses	Means						
All the time	(5)	20	90.91%			4.91	4.38	4.41			
The majority of the time	(4)	2	9.09%								
About half the time	(3)	0	0.00%								
Sometimes	(2)	0	0.00%								
Never	(1)	0	0.00%								
Not Applicable	(0)	0	0.00%								
0 25 50 100					Question	University Benchmark	Department Benchmark				
Response Rate	Mean	STD	Median	University Benchmark	Mean	STD	Median	Department Benchmark	Mean	STD	Median
22/23 (95.65%)	4.91	0.29	5.00	16181	4.38	1.16	5.00	260	4.41	1.07	5.00

8 - The instructor's expectations on all assignments and/or course activities were clear.

Benjamin Gross

Response Option	Weight	Frequency	Percent	Percent Responses	Means						
All the time	(5)	20	90.91%			4.82	4.57	4.68			
The majority of the time	(4)	1	4.55%								
About half the time	(3)	0	0.00%								
Sometimes	(2)	1	4.55%								
Never	(1)	0	0.00%								
Not Applicable	(0)	0	0.00%								
0 25 50 100					Question	University Benchmark	Department Benchmark				
Response Rate	Mean	STD	Median	University Benchmark	Mean	STD	Median	Department Benchmark	Mean	STD	Median
22/23 (95.65%)	4.82	0.66	5.00	16181	4.57	0.91	5.00	260	4.68	0.77	5.00

9 - The grading of assignments and exams was consistent with the grading policy/rubric given for each assignment.

Benjamin Gross

Response Option	Weight	Frequency	Percent	Percent Responses	Means						
Very Clear	(3)	20	90.91%			2.91	2.82	2.85			
Somewhat Clear	(2)	2	9.09%								
Not Clear	(1)	0	0.00%								
Not Applicable	(0)	0	0.00%								
0 25 50 100					Question	University Benchmark	Department Benchmark				
Response Rate	Mean	STD	Median	University Benchmark	Mean	STD	Median	Department Benchmark	Mean	STD	Median
22/23 (95.65%)	2.91	0.29	3.00	16181	2.82	0.46	3.00	260	2.85	0.43	3.00

Jacksonville State University
Fall 2018 End of Semester Instruction/ Course Evaluation

Course: 2018FAJSUSSPSC33800112753: International Human Rights
Instructor: Benjamin Gross *
Response Rate: 22/23 (95.65%)

10 - The instructor was available to me when I needed them.													
Benjamin Gross													
Response Option	Weight	Frequency	Percent	Percent Responses	Means								
All the time	(5)	20	90.91%										
The majority of the time	(4)	2	9.09%										
About half the time	(3)	0	0.00%										
Sometimes	(2)	0	0.00%										
Never	(1)	0	0.00%										
Not Applicable	(0)	0	0.00%										
				0 25 50 100	Question	University Benchmark	Department Benchmark						
Response Rate	Mean	STD	Median	University Benchmark	Mean	STD	Median	Department Benchmark	Mean	STD	Median		
22/23 (95.65%)	4.91	0.29	5.00	16181	4.65	0.81	5.00	260	4.78	0.54	5.00		

11 - My work was graded and returned with feedback in a timely manner as outlined by the course syllabus.													
Benjamin Gross													
Response Option	Weight	Frequency	Percent	Percent Responses	Means								
All the time	(5)	19	86.36%										
The majority of the time	(4)	2	9.09%										
About half the time	(3)	1	4.55%										
Sometimes	(2)	0	0.00%										
Never	(1)	0	0.00%										
Not Applicable	(0)	0	0.00%										
				0 25 50 100	Question	University Benchmark	Department Benchmark						
Response Rate	Mean	STD	Median	University Benchmark	Mean	STD	Median	Department Benchmark	Mean	STD	Median		
22/23 (95.65%)	4.82	0.50	5.00	16181	4.59	0.91	5.00	260	4.70	0.76	5.00		

12 - The instructor was courteous, professional, and easy to approach.													
Benjamin Gross													
Response Option	Weight	Frequency	Percent	Percent Responses	Means								
All the time	(5)	19	86.36%										
The majority of the time	(4)	3	13.64%										
About half the time	(3)	0	0.00%										
Sometimes	(2)	0	0.00%										
Never	(1)	0	0.00%										
Not Applicable	(0)	0	0.00%										
				0 25 50 100	Question	University Benchmark	Department Benchmark						
Response Rate	Mean	STD	Median	University Benchmark	Mean	STD	Median	Department Benchmark	Mean	STD	Median		
22/23 (95.65%)	4.86	0.35	5.00	16181	4.72	0.76	5.00	260	4.78	0.66	5.00		

Jacksonville State University
Fall 2018 End of Semester Instruction/ Course Evaluation

Course: 2018FAJSUSSPSC33800112753: International Human Rights
Instructor: Benjamin Gross *
Response Rate: 22/23 (95.65%)

13 - The instructor treated all students respectfully and applied standards and policies to all students evenly and fairly.												
Benjamin Gross												
Response Option	Weight	Frequency	Percent	Percent Responses	Means							
All the time	(5)	20	90.91%			4.80	4.85	260	4.85	0.55	5.00	
The majority of the time	(4)	2	9.09%									
About half the time	(3)	0	0.00%									
Sometimes	(2)	0	0.00%									
Never	(1)	0	0.00%									
Not Applicable	(0)	0	0.00%									
				0 25 50 100	Question	University Benchmark	Department Benchmark					
Response Rate	Mean	STD	Median	University Benchmark	Mean	STD	Median	Department Benchmark	Mean	STD	Median	
22/23 (95.65%)	4.91	0.29	5.00	16181	4.80	0.65	5.00	260	4.85	0.55	5.00	

14 - The instructor expected high quality work in the course.												
Benjamin Gross												
Response Option	Weight	Frequency	Percent	Percent Responses	Means							
All the time	(5)	22	100.00%			4.80	4.82	260	4.82	0.57	5.00	
The majority of the time	(4)	0	0.00%									
About half the time	(3)	0	0.00%									
Sometimes	(2)	0	0.00%									
Never	(1)	0	0.00%									
Not Applicable	(0)	0	0.00%									
				0 25 50 100	Question	University Benchmark	Department Benchmark					
Response Rate	Mean	STD	Median	University Benchmark	Mean	STD	Median	Department Benchmark	Mean	STD	Median	
22/23 (95.65%)	5.00	0.00	5.00	16181	4.80	0.59	5.00	260	4.82	0.57	5.00	

15 - The instructor used technology when appropriate to increase student learning.												
Benjamin Gross												
Response Option	Weight	Frequency	Percent	Percent Responses	Means							
All the time	(5)	22	100.00%			4.61	4.72	260	4.72	0.75	5.00	
The majority of the time	(4)	0	0.00%									
About half the time	(3)	0	0.00%									
Sometimes	(2)	0	0.00%									
Never	(1)	0	0.00%									
Not Applicable	(0)	0	0.00%									
				0 25 50 100	Question	University Benchmark	Department Benchmark					
Response Rate	Mean	STD	Median	University Benchmark	Mean	STD	Median	Department Benchmark	Mean	STD	Median	
22/23 (95.65%)	5.00	0.00	5.00	16181	4.61	0.93	5.00	260	4.72	0.75	5.00	

Jacksonville State University
Fall 2018 End of Semester Instruction/ Course Evaluation

Course: 2018FAJSUSSPSC33800112753: International Human Rights
Instructor: Benjamin Gross *
Response Rate: 22/23 (95.65 %)

16 - The course prepared me to solve problems and think critically.												
Benjamin Gross												
Response Option		Weight	Frequency	Percent	Percent Responses	Means						
All the time		(5)	21	95.45%		4.95	4.50	4.57				
The majority of the time		(4)	1	4.55%								
About half the time		(3)	0	0.00%								
Sometimes		(2)	0	0.00%								
Never		(1)	0	0.00%								
Not Applicable		(0)	0	0.00%								
					0	25	50	100	Question	University Benchmark	Department Benchmark	
Response Rate	Mean	STD	Median	University Benchmark	Mean	STD	Median	Department Benchmark	Mean	STD	Median	
22/23 (95.65%)	4.95	0.21	5.00	16181	4.50	1.00	5.00	260	4.57	0.88	5.00	

17 - What professional, constructive feedback can you provide for the improvement of this COURSE?	
Response Rate	12/23 (52.17%)
<ul style="list-style-type: none"> This was hands down my favorite class of the semester. All of the subjects we discussed were very intriguing to me and the in-class simulations really helped me to understand the material and the difficult decisions that sometimes come along with dealing with human rights. less outside readings, focus more on the textbook. I don't think students should receive or lose points based solely on attendance. I'm supportive of participation and professionalism points, but not attendance points. N/A Great teacher and great class!! This course is, by far, the best and my most favorite class I have ever taken. I initially decided to take this course just for my interest in human rights, but I am walking away from it having learned so much more than I ever thought possible. I think we all need reality checks from time to time, and this class definitely gives you that. This course should continue to be taught at JSU. I'd even go as far to say that it should be taught in all high schools and universities because of the vast amount of knowledge and compassion for people you take away from it. As a senior, this human right's class has been the only class where I have thoroughly enjoyed every bit of the reading, and have enjoyed talking about the readings and hearing other people's opinions in class. Dr. Gross has a way of engaging his students to truly think outside the lines and to look deeper at issues concerning the world and human rights violations today. More than likely, I'm going to keep the book instead of selling it back to the bookstore. If a second class was taught on Human Rights, I would for sure sign up for it. Absolutely LOVED this class. This course was AMAZING!! I really hope JSU keeps it because it was such an interesting class in which I know I learned something that will stick with me for a lifetime. The course thoroughly explores the topic of human rights; where the idea comes from, how human rights have been violated, why they are violated and what the international community can do to stop it. The subject matter is powerful, and exploring human rights abuses that still take place today has been very eye opening. Dr. Gross did an excellent job making this course interesting and referencing it to real world events. The course was great. None. its great I would like to see a greater focus on human rights violations committed by the United States. 	

18 - What professional, constructive feedback can you provide to this INSTRUCTOR to improve his/her teaching?

Benjamin Gross

Response Rate	11/23 (47.83%)
----------------------	----------------

- This was my favorite class of the semester! Thank you so much for teaching it and opening my eyes up to the hardships that many people of other countries face that the news and media don't often mention. These human rights issues are real and they are happening now. It is so important for people to be enlightened on the subject of human rights. Although some of the movies and videos we watched were gruesome and hard to accept, I'm thankful that you showed them class otherwise I might not have ever known about them or what goes on. Also, thanks for being the coolest professor and knowing how to not burn popcorn. You rock, Dr. Gross!
- Talk slower
- I honestly have no critiques or criticism on Dr. Gross's teaching for this course. This has been the best class I have taken at JSU. It was the most interesting, it kept me engaged, and it challenged me without making the material feel like something unattainable or too difficult. I believe I learned an incredible amount in this class and I loved every minute of it.
- Please make notes available on Blackboard.
- Dr. Gross is an amazing teacher. I do not have any negative feedback concerning him. He always kept the class engaged, taught in a way where you were always able to engage and ask questions, and provided readings and videos for the class that truly grabbed interest and attention. Most classes you walk away feeling that you've learned somewhat of what you should have, but I'm walking away from this course knowing that I have been taught and educated by someone who knows what they are talking about and is passionate about what they teach. That's the difference between a good teacher and a great teacher - the good teachers pass you and maybe taught you on a mediocre level, but the great ones leave you with a sense of believing there is something more you can do with your life just by having been in their class. And that's what Dr. Gross is. He's an amazing teacher who truly cares about his students and educating them as well.
- Dr. Gross goes above and beyond for his students in every way. Bringing food into class for movies, clearly displaying his expectations for the class, and being available for students whenever they needed him. I can't say enough about his professionalism, courtesy and passion for teaching.
- None. Dr. Gross done a great job.
- Doing great!!!
- nothing, its great
- Some of the charts and graphs were difficult to understand and when we reviewed them in class the instructor went a little bit too fast.
- The in-class simulations are a good idea at allowing students to use their critical thinking skills; however, I would like to see something that would allow students to get a better grade if they're placed in a group of other students that do not share the same level of interest for the assignment. Maybe each student will get 25% of the simulation assignment and they will be responsible for that portion of the assignment. This would result in the student having to put in as much effort they want for the grade that they want. However, at the moment, individual students make up 25% of the group in these simulations while receiving 100% of the grade.

Mean of Means Calculations	Mean	University Benchmark	Department Benchmark	
Mean of Means	4.91	4.56	4.64	

Jacksonville State University
Spring 2019 End-of-Semester Instructor/Course Evaluation

Course: 2019SPJSUSSPSC30100121843: Political Science Methods
Instructor: Benjamin Gross *
Response Rate: 12/14 (85.71%)

1 - What grade do you expect to receive in this course?											
Response Option	Weight	Frequency	Percent	Percent Responses	Means						
A	(1)	2	16.67%								
B	(2)	7	58.33%								
C	(3)	2	16.67%								
D	(4)	0	0.00%								
P - Pass	(5)	0	0.00%								
F - Fail	(6)	1	8.33%								
				0 25 50 100							
Response Rate											
12/14 (85.71%)											

2 - The instructor kept me engaged in the course, i.e. s/he motivated me to want to learn the course content.											
Benjamin Gross											
Response Option	Weight	Frequency	Percent	Percent Responses	Means						
All the time	(5)	6	50.00%		4.08	4.43	4.34				
The majority of the time	(4)	4	33.33%								
About half the time	(3)	0	0.00%								
Sometimes	(2)	1	8.33%								
Never	(1)	1	8.33%								
Not Applicable	(0)	0	0.00%								
				0 25 50 100	Question	University Benchmark	Department Benchmark				
Response Rate	Mean	STD	Median	University Benchmark	Mean	STD	Median	Department Benchmark	Mean	STD	Median
12/14 (85.71%)	4.08	1.31	4.50	12147	4.43	1.02	5.00	196	4.34	1.11	5.00

3 - The course included a variety of teaching methods that helped me stay focused on the course throughout class sessions, e.g., teaching methods may include problem-based learning activities, group work, cooperative learning, traditional, online, hybrid discussion, videos, and other activities.											
Benjamin Gross											
Response Option	Weight	Frequency	Percent	Percent Responses	Means						
All time time	(5)	9	75.00%		4.33	4.38	4.28				
The majority of the time	(4)	1	8.33%								
About half the time	(3)	0	0.00%								
Sometimes	(2)	1	8.33%								
Never	(1)	1	8.33%								
Not Applicable	(0)	0	0.00%								
				0 25 50 100	Question	University Benchmark	Department Benchmark				
Response Rate	Mean	STD	Median	University Benchmark	Mean	STD	Median	Department Benchmark	Mean	STD	Median
12/14 (85.71%)	4.33	1.37	5.00	12147	4.38	1.10	5.00	196	4.28	1.26	5.00

Jacksonville State University
Spring 2019 End-of-Semester Instructor/Course Evaluation

Course: 2019SPJSUSSPSC30100121843: Political Science Methods
Instructor: Benjamin Gross *
Response Rate: 12/14 (85.71%)

4 - The instructor was able to make complex topics and concepts understandable.												
Benjamin Gross												
Response Option	Weight	Frequency	Percent	Percent Responses	Means							
All the time	(5)	6	50.00%		4.00	4.45	4.39					
A majority of the time	(4)	3	25.00%									
About half the time	(3)	1	8.33%									
Sometimes	(2)	1	8.33%									
Never	(1)	1	8.33%									
Not Applicable	(0)	0	0.00%									
				0 25 50 100	Question	University Benchmark	Department Benchmark					
Response Rate	Mean	STD	Median	University Benchmark	Mean	STD	Median	Department Benchmark	Mean	STD	Median	
12/14 (85.71%)	4.00	1.35	4.50	12147	4.45	0.98	5.00	196	4.39	1.04	5.00	

5 - The instructor tied the course content to real-world situations making it more applicable and understandable.												
Benjamin Gross												
Response Option	Weight	Frequency	Percent	Percent Responses	Means							
All the time	(5)	8	66.67%		4.33	4.54	4.54					
The majority of the time	(4)	2	16.67%									
About half the time	(3)	0	0.00%									
Sometimes	(2)	2	16.67%									
Never	(1)	0	0.00%									
Not Applicable	(0)	0	0.00%									
				0 25 50 100	Question	University Benchmark	Department Benchmark					
Response Rate	Mean	STD	Median	University Benchmark	Mean	STD	Median	Department Benchmark	Mean	STD	Median	
12/14 (85.71%)	4.33	1.15	5.00	12147	4.54	0.94	5.00	196	4.54	0.99	5.00	

6 - The instructor was able to thoroughly explain the various topics of the course, i.e., s/he seemed to know what s/he was talking about.												
Benjamin Gross												
Response Option	Weight	Frequency	Percent	Percent Responses	Means							
All the time	(5)	9	75.00%		4.67	4.61	4.63					
The majority of the time	(4)	2	16.67%									
About half the time	(3)	1	8.33%									
Sometimes	(2)	0	0.00%									
Never	(1)	0	0.00%									
Not Applicable	(0)	0	0.00%									
				0 25 50 100	Question	University Benchmark	Department Benchmark					
Response Rate	Mean	STD	Median	University Benchmark	Mean	STD	Median	Department Benchmark	Mean	STD	Median	
12/14 (85.71%)	4.67	0.65	5.00	12147	4.61	0.86	5.00	196	4.63	0.91	5.00	

Jacksonville State University
Spring 2019 End-of-Semester Instructor/Course Evaluation

Course: 2019SPJSUSSPSC30100121843: Political Science Methods
Instructor: Benjamin Gross *
Response Rate: 12/14 (85.71%)

7 - The instructor gave constructive feedback and helped me understand how I was doing in the course.												
Benjamin Gross												
Response Option	Weight	Frequency	Percent	Percent Responses	Means							
All the time	(5)	9	75.00%		4.58	4.43	4.40					
The majority of the time	(4)	2	16.67%									
About half the time	(3)	0	0.00%									
Sometimes	(2)	1	8.33%									
Never	(1)	0	0.00%									
Not Applicable	(0)	0	0.00%									
				0 25 50 100	Question	University Benchmark	Department Benchmark					
Response Rate	Mean	STD	Median	University Benchmark	Mean	STD	Median	Department Benchmark	Mean	STD	Median	
12/14 (85.71%)	4.58	0.90	5.00	12147	4.43	1.09	5.00	196	4.40	1.11	5.00	

8 - The instructor's expectations on all assignments and/or course activities were clear.												
Benjamin Gross												
Response Option	Weight	Frequency	Percent	Percent Responses	Means							
All the time	(5)	8	66.67%		4.25	4.56	4.57					
The majority of the time	(4)	1	8.33%									
About half the time	(3)	1	8.33%									
Sometimes	(2)	2	16.67%									
Never	(1)	0	0.00%									
Not Applicable	(0)	0	0.00%									
				0 25 50 100	Question	University Benchmark	Department Benchmark					
Response Rate	Mean	STD	Median	University Benchmark	Mean	STD	Median	Department Benchmark	Mean	STD	Median	
12/14 (85.71%)	4.25	1.22	5.00	12147	4.56	0.92	5.00	196	4.57	0.96	5.00	

9 - The grading of assignments and exams was consistent with the grading policy/rubric given for each assignment.												
Benjamin Gross												
Response Option	Weight	Frequency	Percent	Percent Responses	Means							
Very Clear	(3)	9	75.00%		2.67	2.83	2.82					
Somewhat Clear	(2)	2	16.67%									
Not Clear	(1)	1	8.33%									
Not Applicable	(0)	0	0.00%									
				0 25 50 100	Question	University Benchmark	Department Benchmark					
Response Rate	Mean	STD	Median	University Benchmark	Mean	STD	Median	Department Benchmark	Mean	STD	Median	
12/14 (85.71%)	2.67	0.65	3.00	12147	2.83	0.45	3.00	196	2.82	0.47	3.00	

Jacksonville State University
Spring 2019 End-of-Semester Instructor/Course Evaluation

Course: 2019SPJSUSSPSC30100121843: Political Science Methods
Instructor: Benjamin Gross *
Response Rate: 12/14 (85.71%)

10 - The instructor was available to me when I needed them.												
Benjamin Gross												
Response Option	Weight	Frequency	Percent	Percent Responses	Means							
All the time	(5)	9	75.00%		4.75	4.66	4.71					
The majority of the time	(4)	3	25.00%									
About half the time	(3)	0	0.00%									
Sometimes	(2)	0	0.00%									
Never	(1)	0	0.00%									
Not Applicable	(0)	0	0.00%									
				0 25 50 100	Question	University Benchmark	Department Benchmark					
Response Rate	Mean	STD	Median	University Benchmark	Mean	STD	Median	Department Benchmark	Mean	STD	Median	
12/14 (85.71%)	4.75	0.45	5.00	12147	4.66	0.81	5.00	196	4.71	0.72	5.00	

11 - My work was graded and returned with feedback in a timely manner as outlined by the course syllabus.												
Benjamin Gross												
Response Option	Weight	Frequency	Percent	Percent Responses	Means							
All the time	(5)	10	83.33%		4.83	4.59	4.65					
The majority of the time	(4)	2	16.67%									
About half the time	(3)	0	0.00%									
Sometimes	(2)	0	0.00%									
Never	(1)	0	0.00%									
Not Applicable	(0)	0	0.00%									
				0 25 50 100	Question	University Benchmark	Department Benchmark					
Response Rate	Mean	STD	Median	University Benchmark	Mean	STD	Median	Department Benchmark	Mean	STD	Median	
12/14 (85.71%)	4.83	0.39	5.00	12147	4.59	0.90	5.00	196	4.65	0.80	5.00	

12 - The instructor was courteous, professional, and easy to approach.												
Benjamin Gross												
Response Option	Weight	Frequency	Percent	Percent Responses	Means							
All the time	(5)	9	75.00%		4.42	4.73	4.73					
The majority of the time	(4)	1	8.33%									
About half the time	(3)	0	0.00%									
Sometimes	(2)	2	16.67%									
Never	(1)	0	0.00%									
Not Applicable	(0)	0	0.00%									
				0 25 50 100	Question	University Benchmark	Department Benchmark					
Response Rate	Mean	STD	Median	University Benchmark	Mean	STD	Median	Department Benchmark	Mean	STD	Median	
12/14 (85.71%)	4.42	1.16	5.00	12147	4.73	0.77	5.00	196	4.73	0.79	5.00	

Jacksonville State University
Spring 2019 End-of-Semester Instructor/Course Evaluation

Course: 2019SPJSUSSPSC30100121843: Political Science Methods
Instructor: Benjamin Gross *
Response Rate: 12/14 (85.71%)

13 - The instructor treated all students respectfully and applied standards and policies to all students evenly and fairly.												
Benjamin Gross												
Response Option	Weight	Frequency	Percent	Percent Responses	Means							
All the time	(5)	11	91.67%		4.92	4.79	4.84					
The majority of the time	(4)	1	8.33%									
About half the time	(3)	0	0.00%									
Sometimes	(2)	0	0.00%									
Never	(1)	0	0.00%									
Not Applicable	(0)	0	0.00%									
				0 25 50 100	Question	University Benchmark	Department Benchmark					
Response Rate	Mean	STD	Median	University Benchmark	Mean	STD	Median	Department Benchmark	Mean	STD	Median	
12/14 (85.71%)	4.92	0.29	5.00	12147	4.79	0.66	5.00	196	4.84	0.63	5.00	

14 - The instructor expected high quality work in the course.												
Benjamin Gross												
Response Option	Weight	Frequency	Percent	Percent Responses	Means							
All the time	(5)	11	91.67%		4.92	4.80	4.77					
The majority of the time	(4)	1	8.33%									
About half the time	(3)	0	0.00%									
Sometimes	(2)	0	0.00%									
Never	(1)	0	0.00%									
Not Applicable	(0)	0	0.00%									
				0 25 50 100	Question	University Benchmark	Department Benchmark					
Response Rate	Mean	STD	Median	University Benchmark	Mean	STD	Median	Department Benchmark	Mean	STD	Median	
12/14 (85.71%)	4.92	0.29	5.00	12147	4.80	0.60	5.00	196	4.77	0.67	5.00	

15 - The instructor used technology when appropriate to increase student learning.												
Benjamin Gross												
Response Option	Weight	Frequency	Percent	Percent Responses	Means							
All the time	(5)	9	75.00%		4.50	4.65	4.53					
The majority of the time	(4)	2	16.67%									
About half the time	(3)	0	0.00%									
Sometimes	(2)	0	0.00%									
Never	(1)	1	8.33%									
Not Applicable	(0)	0	0.00%									
				0 25 50 100	Question	University Benchmark	Department Benchmark					
Response Rate	Mean	STD	Median	University Benchmark	Mean	STD	Median	Department Benchmark	Mean	STD	Median	
12/14 (85.71%)	4.50	1.17	5.00	12147	4.65	0.87	5.00	196	4.53	1.03	5.00	

Jacksonville State University

Spring 2019 End-of-Semester Instructor/Course Evaluation

Course: 2019SPJSUSSPSC30100121843: Political Science Methods
Instructor: Benjamin Gross *
Response Rate: 12/14 (85.71 %)

16 - The course prepared me to solve problems and think critically.												
Benjamin Gross												
Response Option		Weight	Frequency	Percent	Percent Responses	Means						
All the time		(5)	9	75.00%		4.73	4.54	4.51				
The majority of the time		(4)	1	8.33%								
About half the time		(3)	1	8.33%								
Sometimes		(2)	0	0.00%								
Never		(1)	0	0.00%								
Not Applicable		(0)	1	8.33%								
					0	25	50	100	Question	University Benchmark	Department Benchmark	
Response Rate	Mean	STD	Median	University Benchmark	Mean	STD	Median	Department Benchmark	Mean	STD	Median	
12/14 (85.71%)	4.73	0.65	5.00	12147	4.54	0.96	5.00	196	4.51	0.96	5.00	

17 - What professional, constructive feedback can you provide for the improvement of this COURSE?	
Response Rate	7/14 (50%)
<ul style="list-style-type: none"> • Research methods is not an easy course to teach, but Dr. Gross does it excellently. There is a lot of material to digest and take in within the semester, and the instructor does a great job of making it digestible for students that are attentive. My favorite part of the course is the group paper; it requires tentative research and understanding of the topic but is a very fun experience when the group works together. • Make the course into two separate courses due to the huge workload in the course. • I firmly believe that this course should be split into two different classes, because there is so much content to be covered in a short amount of time. • This course had a lot of different aspects that I wish could possibly be broken down into two classes. The course taught many different aspects of research methods and this course only scratched the surface of political science research methods. Due to the many different aspects and variables that political science research methods require or have, it was a tough course that demanded attention to detail and thorough work. I really enjoyed this class and the topics discussed throughout the semester. • Just always be clear on what you want when it comes to assignments. • This course would work better split into two semesters. • I feel like this could be two different classes. The first half of it felt normal, and then the second half turned into more of a statistics class. 	

18 - What professional, constructive feedback can you provide to this INSTRUCTOR to improve his/her teaching?	
Benjamin Gross	
Response Rate	6/14 (42.86%)
<ul style="list-style-type: none"> • Dr. Gross is a first rate professor in all regards; an outstanding instructor that cares deeply about the subject material and his students. He is attentive to the needs of the students, and was always available when we had questions about anything in the class. He used a diverse range of teaching methods and made the course very fun and engaging. He is well deserving of the title "The Dude". • Dr. Gross is a great teacher, one of the best I have had. Give him a raise. • I am thankful to have had Dr. Gross as my professor for this course, and I will be taking him again for a course in the fall. • Best professor I have ever had! It is always a joy to be in his classes! • Dr. Gross is by far the best teacher, professor, or instructor I have had in my entire educational career. His dedication, hard work, and knowledge of and to everything he teaches is what more educators should strive for. Dr. Gross goes above and beyond to help students and make sure that they leave each class with at least one more piece of information than which they came. Dr. Gross teaches every aspect of assignments and projects before he gives them, gives ample feedback on every part of an assignment, and makes sure his expectations are clear. I am grateful to have had many classes with Dr. Gross and to have learned so much from him. • I thought the professor did a good job teaching and explaining the material of this course. More clarity on certain assignments, like assignment 1, would have been beneficial, but overall I felt that I was given the best opportunity to succeed and pass this class. 	

Mean of Means Calculations	Mean	University Benchmark	Department Benchmark
Mean of Means	4.52	4.58	4.56

Jacksonville State University
Spring 2021 End of Semester Evaluations (Spring A, Spring B, Full Spring)

Course: 2021SP-PSC356-001-23755: Contemporary Political Theory - BlendedCourse-2021SP-001-23755-2021SP
Instructor: -PSC356-001-23755
Response Rate: Benjamin Gross *

1 - What grade do you expect to receive in this course?									
Response Option	Weight	Frequency	Percent	Percent Responses	Means				
A	(1)	5	50.00%						
B	(2)	1	10.00%						
C	(3)	3	30.00%						
D	(4)	0	0.00%						
P - Pass	(5)	1	10.00%						
F - Fail	(6)	0	0.00%						
				0 25 50 100					
Response Rate									
10/16 (62.50%)									

2 - The instructor kept me engaged in the course, i.e. s/he motivated me to want to learn the course content.									
Benjamin Gross									
Response Option	Weight	Frequency	Percent	Percent Responses	Means				
All the time	(5)	9	81.82%						
The majority of the time	(4)	1	9.09%						
About half the time	(3)	1	9.09%						
Sometimes	(2)	0	0.00%						
Never	(1)	0	0.00%						
Not Applicable	(0)	0	0.00%						
				0 25 50 100					
Response Rate									
11/16 (68.75%)									
Mean									
4.73									
STD									
0.65									
Median									
5.00									
University									
11060									
Mean									
4.47									
STD									
0.99									
Median									
5.00									
School									
1672									
Mean									
4.55									
STD									
0.89									
Median									
5.00									
Department									
165									
Mean									
4.39									
STD									
0.97									
Median									
5.00									

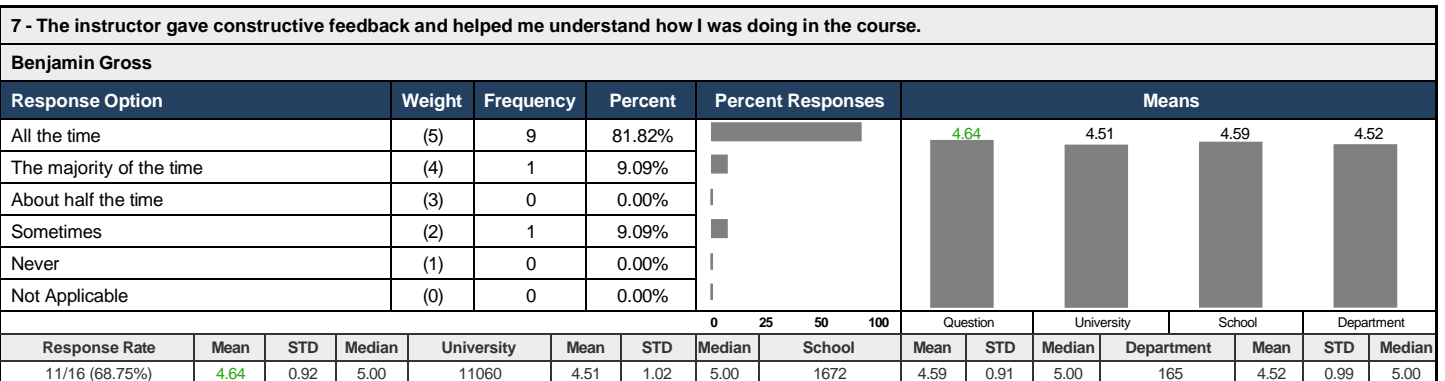
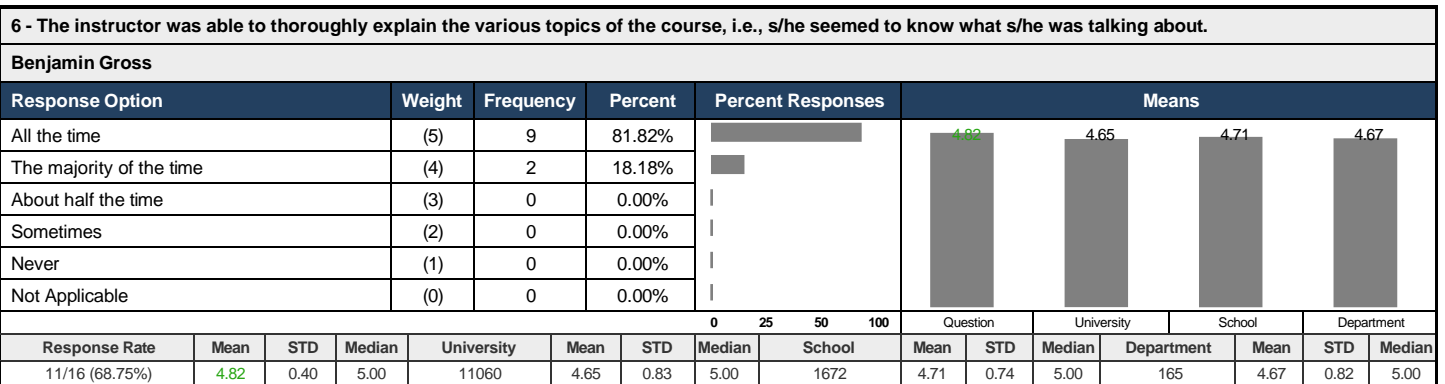
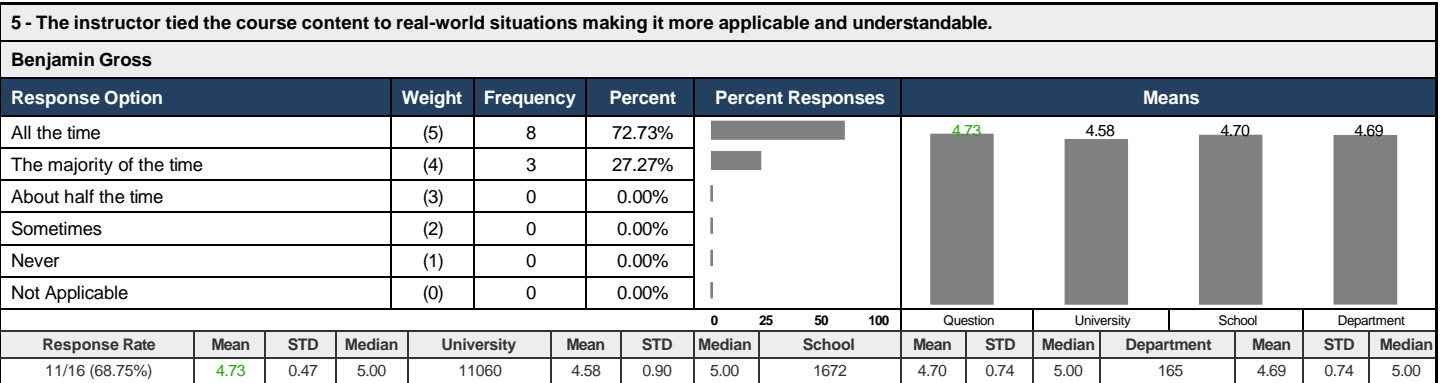
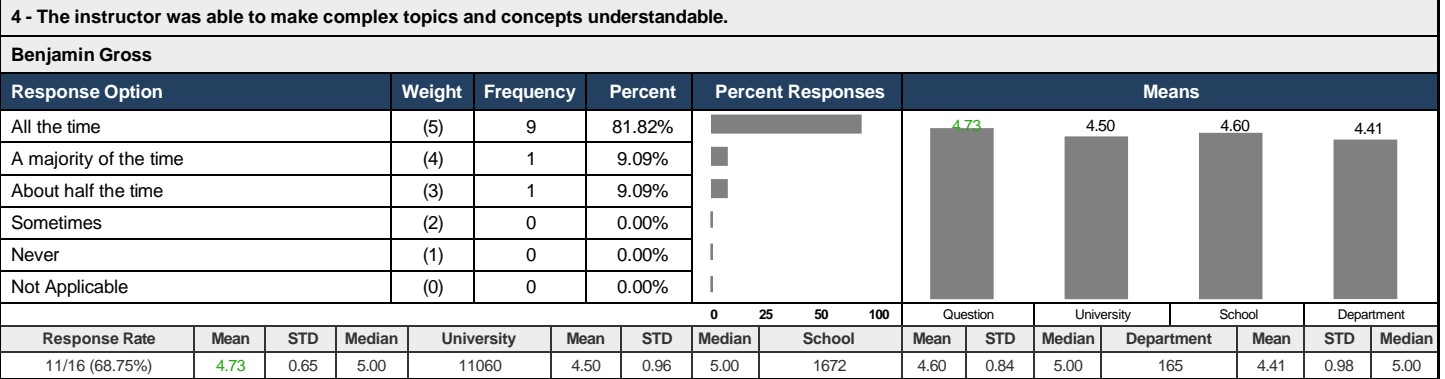
3 - The course included a variety of teaching methods that helped me stay focused on the course throughout class sessions, e.g., teaching methods may include problem-based learning activities, group work, cooperative learning, traditional, online, hybrid discussion, videos, and other activities.									
Benjamin Gross									
Response Option	Weight	Frequency	Percent	Percent Responses	Means				
All time time	(5)	7	63.64%						
The majority of the time	(4)	1	9.09%						
About half the time	(3)	2	18.18%						
Sometimes	(2)	1	9.09%						
Never	(1)	0	0.00%						
Not Applicable	(0)	0	0.00%						
				0 25 50 100					
Response Rate									
11/16 (68.75%)									
Mean									
4.27									
STD									
1.10									
Median									
5.00									
University									
11060									
Mean									
4.46									
STD									
1.03									
Median									
5.00									
School									
1672									
Mean									
4.52									
STD									
0.95									
Median									
5.00									
Department									
165									
Mean									
4.33									
STD									
1.09									
Median									
5.00									

- Opening the floor for discussion rather than just lecturing
- assigning reading quizzes each week.
- The professor provided many teaching methods that improved the learning experience of this class. These included extensive discussions, problem-based learning activities, videos, and extensive supplemental resources.
- discussions and then readings

Course: 2021SP-PSC356-001-23755: Contemporary Political Theory - Blended Course-2021SP-001-23755-2021SP

Instructor: -PSC356-001-23755

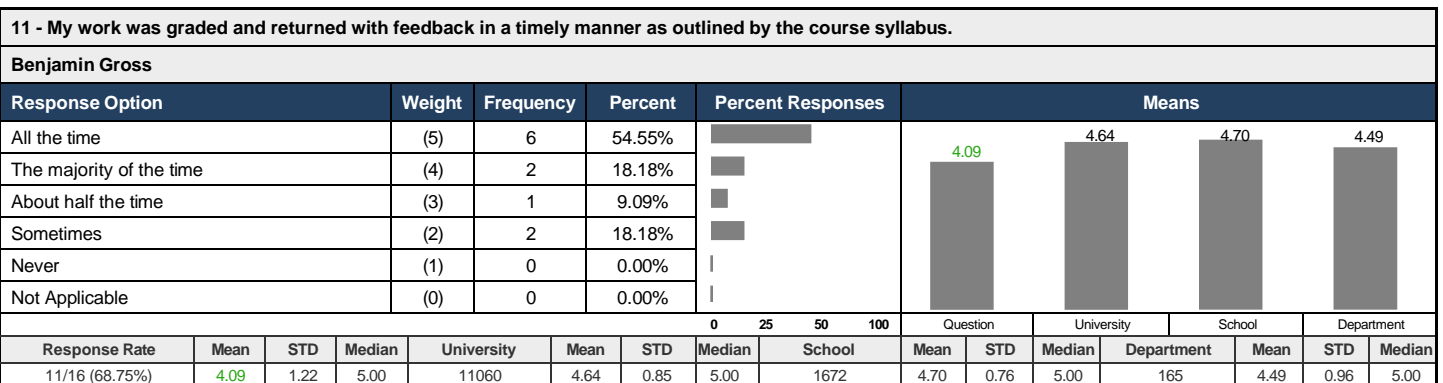
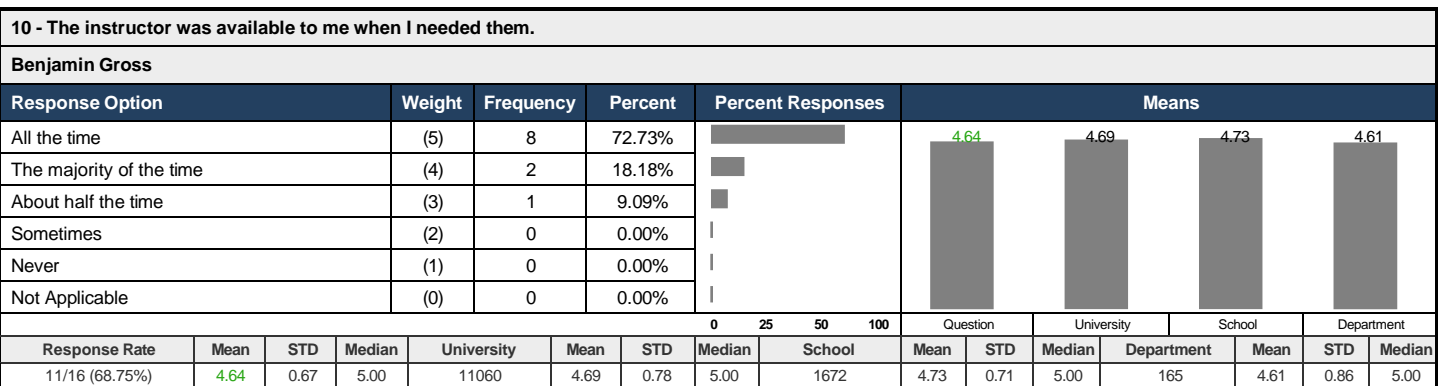
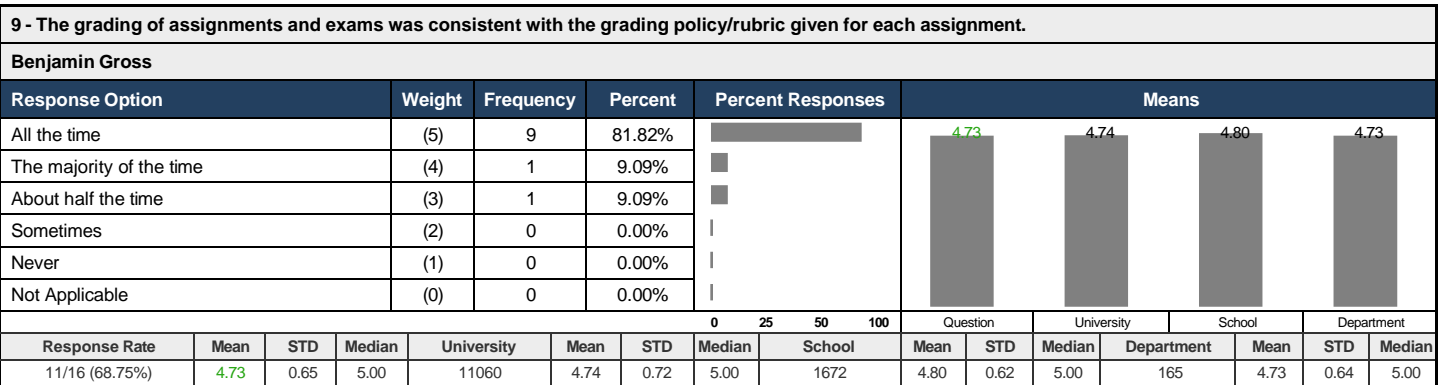
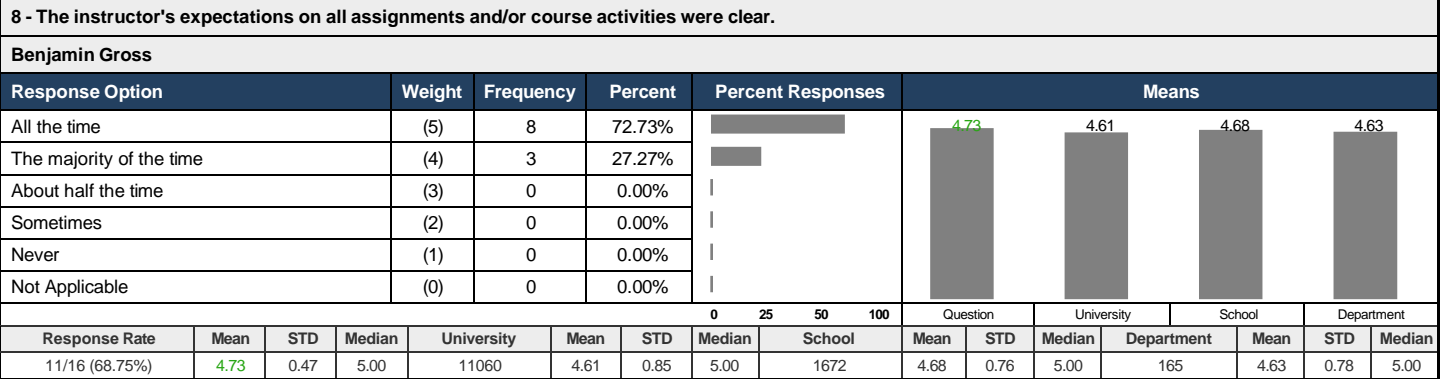
Response Rate: Benjamin Gross *



Course: 2021SP-PSC356-001-23755: Contemporary Political Theory - Blended Course-2021SP-001-23755-2021SP

Instructor: -PSC356-001-23755

Response Rate: Benjamin Gross *



Course: 2021SP-PSC356-001-23755: Contemporary Political Theory - Blended Course-2021SP-001-23755-2021SP

Instructor: -PSC356-001-23755

Response Rate: Benjamin Gross *

12 - The instructor was courteous, professional, and easy to approach.

Benjamin Gross

Response Option	Weight	Frequency	Percent	Percent Responses	Means													
All the time	(5)	10	90.91%		4.73	4.74	4.79	4.73										
The majority of the time	(4)	0	0.00%															
About half the time	(3)	0	0.00%															
Sometimes	(2)	1	9.09%															
Never	(1)	0	0.00%															
Not Applicable	(0)	0	0.00%															
					0	25	50	100	Question	University			School			Department		
Response Rate	Mean	STD	Median	University	Mean	STD	Median	School	Mean	STD	Median	Department	Mean	STD	Median			
11/16 (68.75%)	4.73	0.90	5.00	11060	4.74	0.75	5.00	1672	4.79	0.66	5.00	165	4.73	0.71	5.00			

13 - The instructor treated all students respectfully and applied standards and policies to all students evenly and fairly.

Benjamin Gross

Response Option	Weight	Frequency	Percent	Percent Responses	Means													
All the time	(5)	10	90.91%		4.91	4.81	4.85	4.76										
The majority of the time	(4)	1	9.09%															
About half the time	(3)	0	0.00%															
Sometimes	(2)	0	0.00%															
Never	(1)	0	0.00%															
Not Applicable	(0)	0	0.00%															
					0	25	50	100	Question	University			School			Department		
Response Rate	Mean	STD	Median	University	Mean	STD	Median	School	Mean	STD	Median	Department	Mean	STD	Median			
11/16 (68.75%)	4.91	0.30	5.00	11060	4.81	0.63	5.00	1672	4.85	0.53	5.00	165	4.76	0.63	5.00			

14 - The instructor expected high quality work in the course.

Benjamin Gross

Response Option	Weight	Frequency	Percent	Percent Responses	Means													
All the time	(5)	10	90.91%		4.82	4.82	4.84	4.82										
The majority of the time	(4)	0	0.00%															
About half the time	(3)	1	9.09%															
Sometimes	(2)	0	0.00%															
Never	(1)	0	0.00%															
Not Applicable	(0)	0	0.00%															
					0	25	50	100	Question	University			School			Department		
Response Rate	Mean	STD	Median	University	Mean	STD	Median	School	Mean	STD	Median	Department	Mean	STD	Median			
11/16 (68.75%)	4.82	0.60	5.00	11060	4.82	0.56	5.00	1672	4.84	0.52	5.00	165	4.82	0.53	5.00			

15 - The instructor used technology when appropriate to increase student learning.

Benjamin Gross

Response Option	Weight	Frequency	Percent	Percent Responses	Means													
All the time	(5)	8	72.73%		4.60	4.74	4.77	4.69										
The majority of the time	(4)	1	9.09%															
About half the time	(3)	0	0.00%															
Sometimes	(2)	1	9.09%															
Never	(1)	0	0.00%															
Not Applicable	(0)	1	9.09%															
					0	25	50	100	Question	University			School			Department		
Response Rate	Mean	STD	Median	University	Mean	STD	Median	School	Mean	STD	Median	Department	Mean	STD	Median			
11/16 (68.75%)	4.60	0.97	5.00	11060	4.74	0.72	5.00	1672	4.77	0.68	5.00	165	4.69	0.79	5.00			

Course: 2021SP-PSC356-001-23755: Contemporary Political Theory - Blended Course-2021SP-001-23755-2021SP

Instructor: -PSC356-001-23755

Response Rate: Benjamin Gross *

16 - The course prepared me to solve problems and think critically.																	
Benjamin Gross																	
Response Option		Weight	Frequency	Percent	Percent Responses				Means								
All the time		(5)	10	90.91%					4.91		4.60		4.68		4.66		
The majority of the time		(4)	1	9.09%													
About half the time		(3)	0	0.00%													
Sometimes		(2)	0	0.00%													
Never		(1)	0	0.00%													
Not Applicable		(0)	0	0.00%													
						0	25	50	100	Question		University		School		Department	
Response Rate	Mean	STD	Median	University	Mean	STD	Median	School	Mean	STD	Median	Department	Mean	STD	Median		
11/16 (68.75%)	4.91	0.30	5.00	11060	4.60	0.91	5.00	1672	4.68	0.77	5.00	165	4.66	0.84	5.00		

17 - What professional, constructive feedback can you provide for the improvement of this COURSE?	
Response Rate	6/16 (37.5%)
<ul style="list-style-type: none"> Throughout the semester, we examined 3 different books. Several times, especially in our book about Friedrich Nietzsche, we had to start each class with discussion about the previous session's material because the class had so many questions. Several times we used up at least half of the class period discussing this material and did not have time to properly cover the scheduled material for that day. Furthermore, when we were in our political ideologies book, we would only spend 1 to 1 and a half class periods on each ideology. I do not believe this is enough time to gain a proper understanding of so many ideologies. Of the 3 books throughout the semester, I think 1 should be subtracted from the schedule, so a deeper conversation can be had about the remaining books. none I am not a huge fan of the textbook we used, nor how time was spread on the topics. The textbook was not impartial to things like nationalism and fascism, and used works that were not good representatives of the literature available. Then, we skipped critical theory in favor of devoting more time to feminism. Finally, towards the end, we lost structure as the students were allowed to talk about whatever. As we do more theory class I would want smaller classes so we could spend more time reading, analyzing and discussing the topics for the lectures. For the most part I really enjoyed the course. the only difficulty came through the course discussion during class. What does it mean to truly interpret an author? To give our personal application to what we believe he was writing about? or to try to step into the Author's shoes and ask ourselves "what did this author beyond a doubt try to tell us, to a T?" Since Dr. Gross is the instructor, what that question is REALLY asking is "What does DR. GROSS think that this author was trying to say?" So I found myself trying to pretend I was Dr. Gross pretending that I was some dead philosopher. So anyhow, there's some confusion to clear up. I think that a tighter focus on the things we will need in future political science classes, like with the isms and Federalist papers, would have been beneficial for myself personally. Objectively, I think the class is laid out well to make things lighter in the second half. 	

18 - What professional, constructive feedback can you provide to this INSTRUCTOR to improve his/her teaching?	
Benjamin Gross	
Response Rate	6/16 (37.5%)
<ul style="list-style-type: none"> Dr. Gross is a wonderful instructor. I would not be the student I am today without his teaching methods, his respect and kindness for his students, and his willingness to always work with us to find answers to our questions and problems. none The only suggestion is to take an easier load so that papers can be returned sooner. I have nothing to say because Dr. Gross is amazing professor. This was a really fun course. Again, I would improve it by clarifying what I had written above. Also, I would like to hear a little background on each author before diving right in. I believe that putting ourselves in the Philosopher's shoes would've really helped us understand where he was coming from. example, is he writing out of a place of anger? sexual frustration? just some sweet ol' soul who genuinely believes himself to have the right idea? I feel sometimes that we were judging each philosopher as if they were coming from the same place. They weren't. It would've helped to know a little about each of them. The only real suggestion would be grading times and possibly other time oriented problems. I am aware COVID and work load have a lot to do with this, so take that with a grain of salt. 	

Mean of Means Calculations	Mean	University	School	Department
Mean of Means	4.67	4.64	4.70	4.61

Jacksonville State University
Full Spring and Spring B 2022 End of Semester Instructor/Course
Evaluation Project

Course: 2022SP-PSC100-001-24112: Intro to American Government-2022SP-001-24112-2022SP-PSC100-001-24112

Instructor: Benjamin Gross *

Response Rate: 12/19 (63.16%)

1 - What grade do you expect to receive in this course?					
Response Option	Weight	Frequency	Percent	Percent Responses	Means
A	(1)	8	72.73%		
B	(2)	3	27.27%		
C	(3)	0	0.00%		
D	(4)	0	0.00%		
P - Pass	(5)	0	0.00%		
F - Fail	(6)	0	0.00%		
				0 25 50 100	
Response Rate					
11/19 (57.89%)					

2 - The instructor kept me engaged in the course, i.e. s/he motivated me to want to learn the course content.															
Benjamin Gross															
Response Option	Weight	Frequency	Percent	Percent Responses	Means										
All the time	(5)	7	58.33%		4.58	4.45	4.61	4.39							
The majority of the time	(4)	5	41.67%												
About half the time	(3)	0	0.00%												
Sometimes	(2)	0	0.00%												
Never	(1)	0	0.00%												
Not Applicable	(0)	0	0.00%												
				0 25 50 100	Question	Department	School	University							
Response Rate	Mean	STD	Median	Department	Mean	STD	Median	School	Mean	STD	Median	University	Mean	STD	Median
12/19 (63.16%)	4.58	0.51	5.00	14755	4.45	1.00	5.00	2284	4.61	0.82	5.00	159	4.39	1.04	5.00

3 - The course included a variety of teaching methods that helped me stay focused on the course throughout class sessions, e.g., teaching methods may include problem-based learning activities, group work, cooperative learning, traditional, online, hybrid discussion, videos, and other activities.															
Benjamin Gross															
Response Option	Weight	Frequency	Percent	Percent Responses	Means										
All time time	(5)	11	91.67%		4.92	4.42	4.54	4.30							
The majority of the time	(4)	1	8.33%												
About half the time	(3)	0	0.00%												
Sometimes	(2)	0	0.00%												
Never	(1)	0	0.00%												
Not Applicable	(0)	0	0.00%												
				0 25 50 100	Question	Department	School	University							
Response Rate	Mean	STD	Median	Department	Mean	STD	Median	School	Mean	STD	Median	University	Mean	STD	Median
12/19 (63.16%)	4.92	0.29	5.00	14755	4.42	1.05	5.00	2284	4.54	0.91	5.00	159	4.30	1.13	5.00

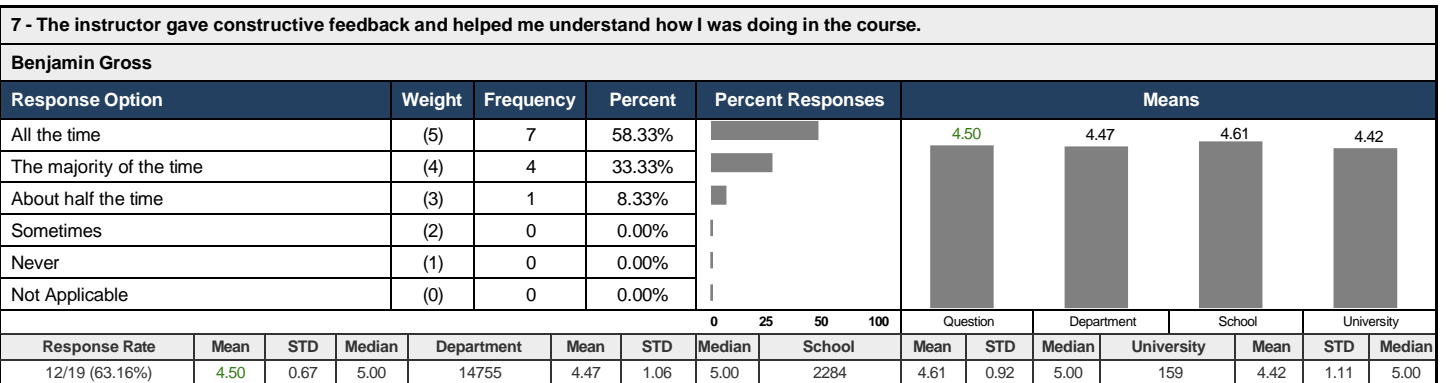
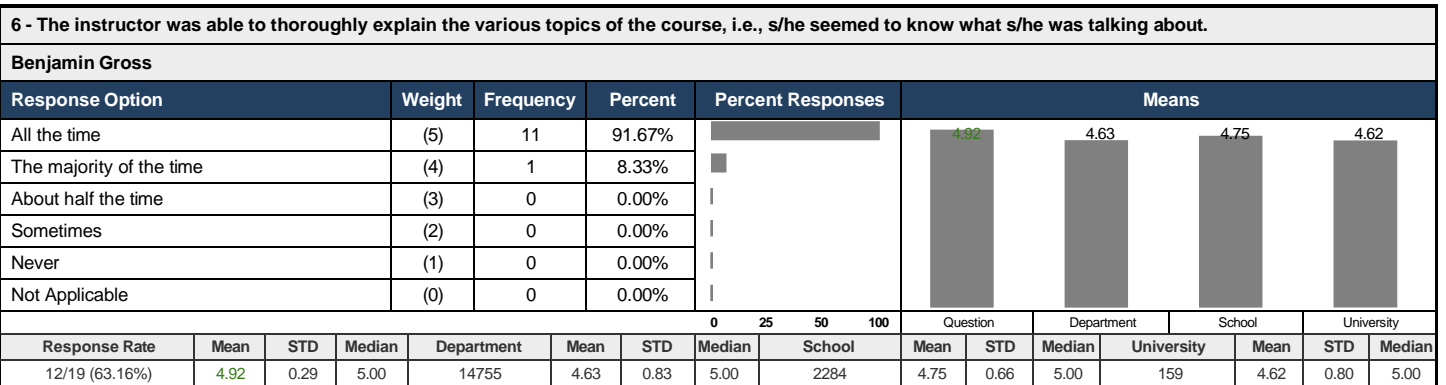
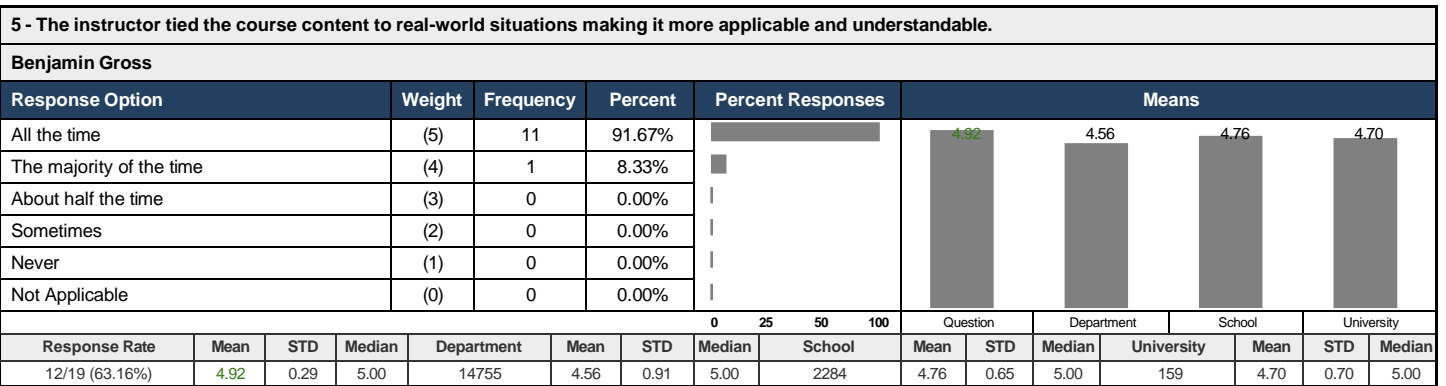
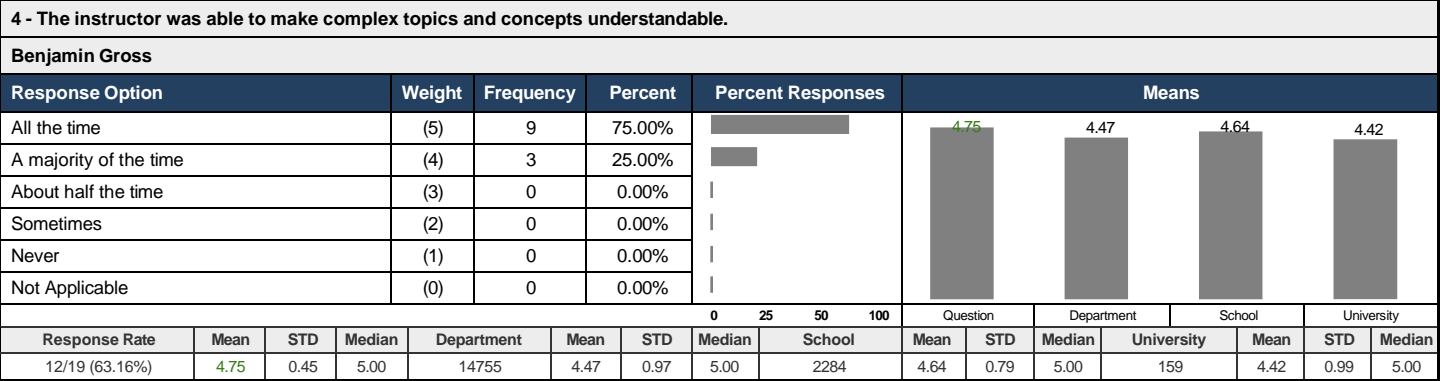
- Through a simulation; we had hands on experiences to see how things worked.
- In class simulations
- In-class lectures and in class simulations
- Doing simulations and giving us the opportunity to watch lectures.
- He used videos, group work, group activities, and when we had to move to online learning for a few weeks, he still kept everything engaging.
- In-Class Simulations and just overall getting personal with his lectures.

Jacksonville State University
Full Spring and Spring B 2022 End of Semester Instructor/Course
Evaluation Project

Course: 2022SP-PSC100-001-24112: Intro to American Government-2022SP-001-24112-2022SP-PSC100-001-24112

Instructor: Benjamin Gross *

Response Rate: 12/19 (63.16%)



Jacksonville State University
Full Spring and Spring B 2022 End of Semester Instructor/Course
Evaluation Project

Course: 2022SP-PSC100-001-24112: Intro to American Government-2022SP-001-24112-2022SP-PSC100-001-24112

Instructor: Benjamin Gross *

Response Rate: 12/19 (63.16%)

8 - The instructor's expectations on all assignments and/or course activities were clear.

Benjamin Gross

Response Option	Weight	Frequency	Percent	Percent Responses	Means											
All the time	(5)	10	83.33%		4.83	4.61	4.74	4.64								
The majority of the time	(4)	2	16.67%													
About half the time	(3)	0	0.00%													
Sometimes	(2)	0	0.00%													
Never	(1)	0	0.00%													
Not Applicable	(0)	0	0.00%													
					0	25	50	100	Question		Department		School		University	
Response Rate	Mean	STD	Median	Department	Mean	STD	Median	School	Mean	STD	Median	University	Mean	STD	Median	
12/19 (63.16%)	4.83	0.39	5.00	14755	4.61	0.84	5.00	2284	4.74	0.67	5.00	159	4.64	0.76	5.00	

9 - The grading of assignments and exams was consistent with the grading policy/rubric given for each assignment.

Benjamin Gross

Response Option	Weight	Frequency	Percent	Percent Responses	Means											
All the time	(5)	12	100.00%		5.00	4.73	4.82	4.75								
The majority of the time	(4)	0	0.00%													
About half the time	(3)	0	0.00%													
Sometimes	(2)	0	0.00%													
Never	(1)	0	0.00%													
Not Applicable	(0)	0	0.00%													
					0	25	50	100	Question		Department		School		University	
Response Rate	Mean	STD	Median	Department	Mean	STD	Median	School	Mean	STD	Median	University	Mean	STD	Median	
12/19 (63.16%)	5.00	0.00	5.00	14755	4.73	0.73	5.00	2284	4.82	0.57	5.00	159	4.75	0.64	5.00	

10 - The instructor was available to me when I needed them.

Benjamin Gross

Response Option	Weight	Frequency	Percent	Percent Responses	Means											
All the time	(5)	10	83.33%		4.83	4.68	4.78	4.65								
The majority of the time	(4)	2	16.67%													
About half the time	(3)	0	0.00%													
Sometimes	(2)	0	0.00%													
Never	(1)	0	0.00%													
Not Applicable	(0)	0	0.00%													
					0	25	50	100	Question		Department		School		University	
Response Rate	Mean	STD	Median	Department	Mean	STD	Median	School	Mean	STD	Median	University	Mean	STD	Median	
12/19 (63.16%)	4.83	0.39	5.00	14755	4.68	0.77	5.00	2284	4.78	0.63	5.00	159	4.65	0.75	5.00	

11 - My work was graded and returned with feedback in a timely manner as outlined by the course syllabus.

Benjamin Gross

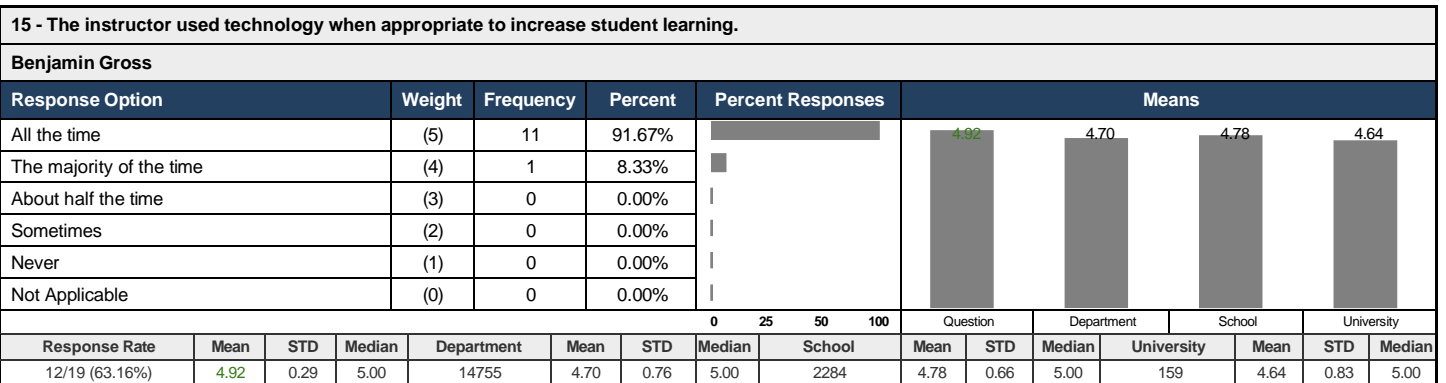
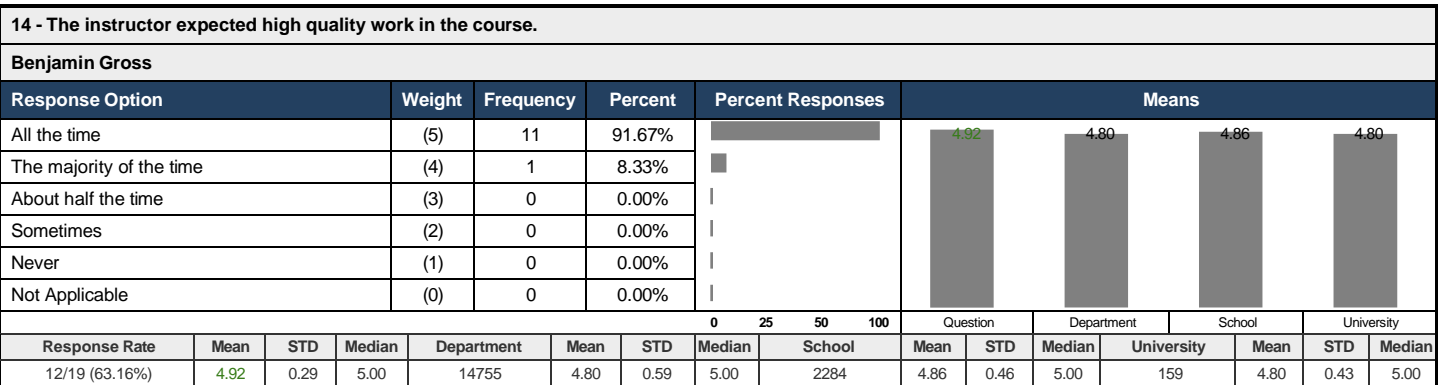
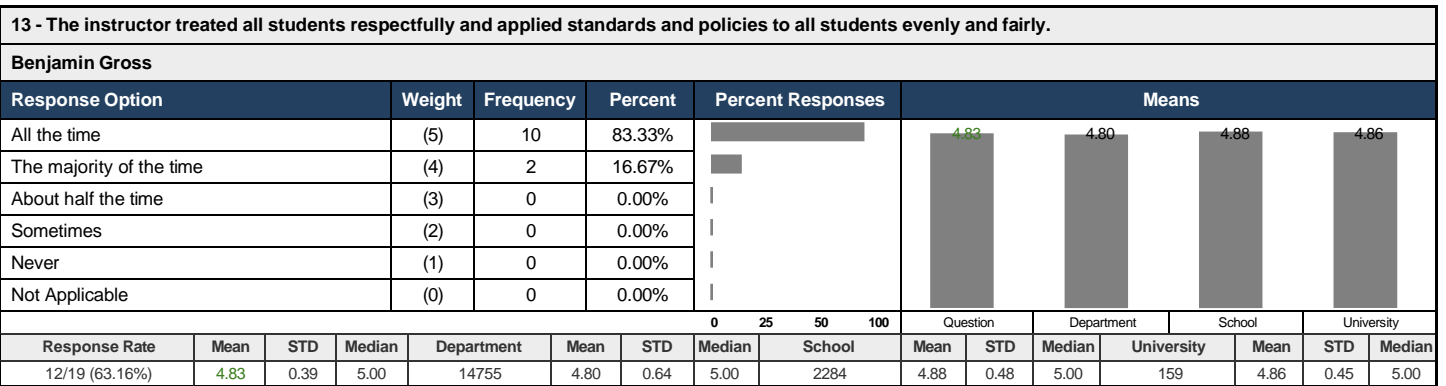
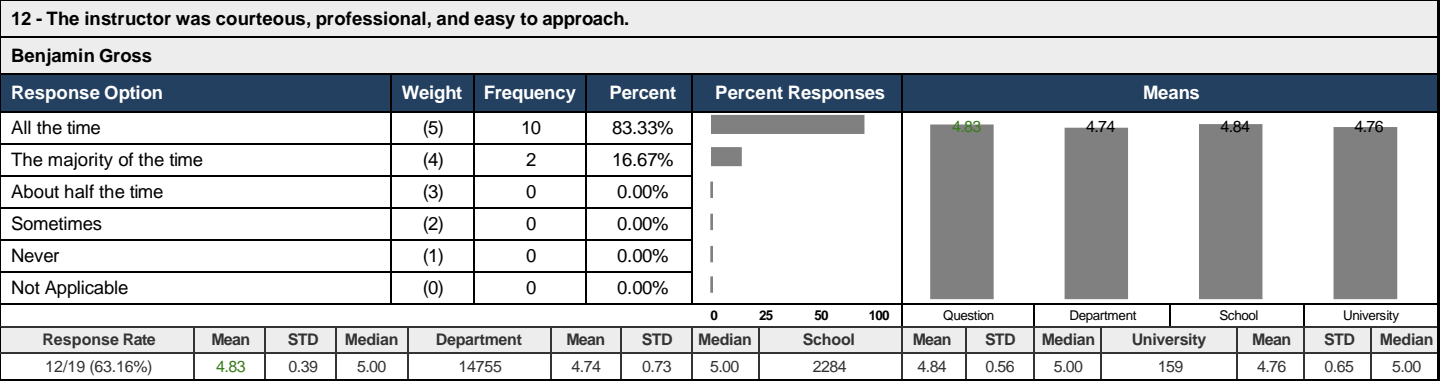
Response Option	Weight	Frequency	Percent	Percent Responses	Means											
All the time	(5)	9	75.00%		4.75	4.63	4.75	4.46								
The majority of the time	(4)	3	25.00%													
About half the time	(3)	0	0.00%													
Sometimes	(2)	0	0.00%													
Never	(1)	0	0.00%													
Not Applicable	(0)	0	0.00%													
					0	25	50	100	Question		Department		School		University	
Response Rate	Mean	STD	Median	Department	Mean	STD	Median	School	Mean	STD	Median	University	Mean	STD	Median	
12/19 (63.16%)	4.75	0.45	5.00	14755	4.63	0.85	5.00	2284	4.75	0.67	5.00	159	4.46	0.94	5.00	

Jacksonville State University
Full Spring and Spring B 2022 End of Semester Instructor/Course
Evaluation Project

Course: 2022SP-PSC100-001-24112: Intro to American Government-2022SP-001-24112-2022SP-PSC100-001-24112

Instructor: Benjamin Gross *

Response Rate: 12/19 (63.16%)



Jacksonville State University
Full Spring and Spring B 2022 End of Semester Instructor/Course
Evaluation Project

2022SP-PSC100-001-24112: Intro to American Government-2022SP-001-24112-2022SP-PSC100-001-24112

Instructor: Benjamin Gross *

Response Rate: 12/19 (63.16 %)

16 - The course prepared me to solve problems and think critically.																
Benjamin Gross																
Response Option		Weight	Frequency	Percent	Percent Responses				Means							
All the time		(5)	11	91.67%					4.92		4.56		4.72		4.58	
The majority of the time		(4)	1	8.33%												
About half the time		(3)	0	0.00%												
Sometimes		(2)	0	0.00%												
Never		(1)	0	0.00%												
Not Applicable		(0)	0	0.00%												
0 25 50 100																
								Question		Department		School		University		
Response Rate	Mean	STD	Median	Department	Mean	STD	Median	School	Mean	STD	Median	University	Mean	STD	Median	
12/19 (63.16%)	4.92	0.29	5.00	14755	4.56	0.92	5.00	2284	4.72	0.71	5.00	159	4.58	0.88	5.00	

17 - What professional, constructive feedback can you provide for the improvement of this COURSE?	
Response Rate	5/19 (26.32%)
<ul style="list-style-type: none"> • This course was great! • More in class simulation • nothing • I learned a lot in this course and I'm glad I took it because I learned real world things that I wouldn't have known without this class. • Keep everything the same! No changes needed! 	

18 - What professional, constructive feedback can you provide to this INSTRUCTOR to improve his/her teaching?	
Benjamin Gross	
Response Rate	6/19 (31.58%)
<ul style="list-style-type: none"> • Slowing down when teaching, and hold back from making comments about things not related to the course (people being on their phones, indirect comments directed at you)(yes maybe it is disrespectful to be on your phone but we are also in college if a student chooses not to listen then leave them be, they will be upset by their grades and if not well good for them), and not shutting the door until 5 minutes past time for students who may be a running a little late. It is unnecessary for us to have to knock when it is only 10:03, and not only knock but have to wait several more minutes for the door to be opened. We are also given a study guide but you teach much more material than what is on the study guide, this messes people up who are taking notes off the study guide. Overall, great job but a few tweaks would not hurt. • Benjamin Gross is a fantastic professor. Can't think of anything he did wrong. • The simulations were fun but going over the PowerPoints for a whole hour made me zone out and I can't pay attention for long. • nothing • He is a very funny and engaging teacher. He made our work fun and understandable while teaching us real world things. He's a very good teacher. • Keep doing what you're doing Dr. Gross! You're amazing! 	

Mean of Means Calculations	Mean	Department	School	University
Mean of Means	4.83	4.62	4.74	4.60

Qualitative Summary of Teaching Effectiveness:

Below is a selection of comments I received in each course from each semester of my time at the university. Generally, the comments are positive. In each semester, there is constructive feedback. I used these comments to improve my courses, teaching methodologies, and assessments.

Fall 2017

- PSC 100 – Hands Down, my favorite class this semester. Though challenging, Dr. Gross made topics such as the Supreme Court interesting, and that is hard to do. Keep this guy as an instructor, he is awesome!!!!!!!
- PSC 100 – Stay the same. It is hard to find a teacher that can: 1) make a slow topic seem interesting at 8 in the morning. 2) kept me interest the whole time I was in class. 3) Seem very approachable. 4) Be fun and professional.
- PSC 101 – Dr. Gross is the best professor I have had in my three year career at JSU.
- PSC 101 – Dr. Gross you are an incredible teacher and I am glad to have had your course this semester. You covered the topics fully, at least in my opinion, and kept class entertaining. You challenged us critically to not only make us have opinions but to question them and articulate them. For myself this is how education should be approached, keep up the good work.
- PSC 432 – Dr. Gross is a top-tier instructor and encourages students to think freely and students want to succeed in his class and impress him, and I think that his teaching style shouldn't be altered. He goes a little bit fast on the slides, however there is a lot of material and he goes over the material really well and helps students learn it regardless of whether they got the notes from the slides or not.
- PSC 451 – Dr. Gross brings a fresh perspective and teaching style to the political science department at JSU. The three guiding questions written on the board each class really helped me to pick out the most important aspects of the reading and help guide the lecture. Dr. Gross was always super helpful in class. I appreciated how he would always make sure to fully explain any questions students had. It made the class feel more like a learning discussion rather than just being lectured at for 90 minutes. Dr. Russell did not do this as much. The classes were enjoyable, but more lecture based....Additionally, the short group papers were absolutely excellent and a perfect counterpart to the style of other JSU political science professors. They really taught me how to convey the most amount of information in a concise manner. Overall, the class was really enjoyable. Dr. Gross is already a great professor during his first year, and I am sure he will only improve as the years pass. I think he was the perfect choice to replace Dr. Russell.

Spring 2018

- PSC 100 – I would provide the instructor to do more simulations. The reason being is from how they engage all the students, as well as are very helpful and fun to do.
- PSC 301 – I understand that you assign group member in your courses but I think that we students should be allowed to pick our own groups if we are required to participate in group assignments and if we are allowed to pick our own groups then if the other members do not do their part then it will be on the student because we were the ones who picked those particular people.
- PSC 452 - Allow a chance for other people to read out loud in class. The same 3 people always volunteered to read and I didn't get many opportunities which effected my class participation grade
- PSC 465 - I have no feedback. Excellent teacher

Summer 2018

- PSC 100 - This course was very enjoyable and I learned a lot! This teacher has somehow taken learning and fun and brought them together while still curating an environment for learning. This is also considering government was a class I was not looking forward to taking. Dr. Gross is very helpful and implemented various ways for us to participate in class. Using real world examples was commonplace, this teacher made sure to give us plenty of resources to help us ascertain each topic, both on blackboard and in class. If I had to do this course over again, there is one thing I would do differently. I would make sure to participate more outside of class on Blackboard. This professor grades fairly on all assignments given to students, and the participation work on blackboard is no different. Also, all material on our exams was covered in class, so make sure to take notes. 10/10. Best teacher I've had at JSU!

Fall 2018

- PSC 100 – Doctor Gross is very engaging in class and tries to make this topic interesting for students. When he is teaching you can tell that he is passionate about this class, I enjoyed having him.
- PSC 105 - Dr. Gross is no pushover. He is someone who is serious and determined but also someone that you could go to his office and vent your personal life to and be as compassionate as he is when he is discussing topics in class. His insight gave me a lot of insight into the way to view news and how to disseminate from biased sources. Wouldn't change a thing about his teaching of the course, 10/10 guy.
- PSC 338 – This was hands down my favorite class of the semester. All of the subjects we discussed were very intriguing to me and the in-class simulations really helped me to understand the material and the difficult decisions that sometimes come along with dealing with human rights.
- PSC 338 – ...This has been the best class I have taken at JSU. It was the most interesting, it kept me engaged, and it challenged me without making the material feel like something unattainable or too difficult. I believe I learned an incredible amount in this class and I loved every minute of it.
- PSC 338 – Dr. Gross is an amazing teacher...Most classes you walk away feeling that you've learned somewhat of what you should have, but I'm walking away from this course knowing that I have been taught and educated by someone who knows what they are talking about and is passionate about what they teach. That's the difference between a good teacher and a great teacher - the good teachers pass you and maybe taught you on a mediocre level, but the great ones leave you with a sense of believing there is something more you can do with your life just by having been in their class. And that's what Dr. Gross is. He's an amazing teacher who truly cares about his students and educating them as well.
- PSC 454 – I really enjoyed this class, I was worried about how I was going to do in this class and about the content that the class would cover, but it was interesting, engaging and extremely educational. This course covered a vast time span of American Democracy and I would highly recommend this class.
- PSC 454 – Dr. Gross is the best college professor I have ever had. His knowledge, experience, and the different approaches that he uses throughout the class is one of a kind. I have learned so much throughout this semester and enjoy coming to class. Thank you, Dr. Gross!
- PSC 454 – Outstanding teacher. Intellectually engages the students and clearly demonstrates course material. This is the first morning class I actually look forward to attending.

Spring 2019

- PSC 100 – Dr. Gross is one of the best professors I have encountered at JSU. He has constantly made the subject simple and engaging, which has been sorely needed for my final semester here.
- PSC 100 – This has by far been one of my favorite classes I've ever taken. Dr. Gross keeps it interactive, professional and educational while also making it fun and relating it to real life situations and topics without being obnoxious or pushing any beliefs on anyone.
- PSC 101 – The simulations really helped me understand how the material was applied to real situations and allowed me to understand the process more as opposed to just the end result.
- PSC 101 – Dr. Gross is an upright man, which is necessary for preparation in every aspect of life. Honest, charismatic, knowledgeable defines Dr. Gross.
- PSC 301 – Research methods is not an easy course to teach, but Dr. Gross does it excellently. There is a lot of material to digest and take in within the semester, and the instructor does a great job of making it digestible for students that are attentive. My favorite part of the course is the group paper; it requires tentative research and understanding of the topic but is a very fun experience when the group works together
- PSC 301 – Dr. Gross is by far the best teacher, professor, or instructor I have had in my entire educational career. His dedication, hard work, and knowledge of and to everything he teaches is what more educators should strive for. Dr. Gross goes above and beyond to help students and make sure that they leave each class with at least one more piece of information than which they came...
- PSC 356 – I cannot say enough about Dr. Gross. He is an outstanding teacher in all regards. He presents difficult topics in an easy to understand manner, engages his students to think critically and provides an atmosphere of fun and attention in the classroom. He is an instructor of the highest echelon, and cannot wait to take more of his classes

Summer 2019

- PSC 100 – Mr. Gross is easily the best professor that I have taken an online course with. His methods were effective and interesting. He seemed to put ample amount of time into the course and appeared to truly care about the information he was teaching us. He made everything very easy to understand and he did so in a way that made me want to learn more about the topic. I usually hate online courses, but I truly enjoyed this one. I personally feel that the way Mr. Gross teaches this course should be the standard for all online courses.
- PSC 452 – Dr. Gross is an amazing, passionate, and very knowledgeable teacher. I always walk into his classes afraid that I won't be able to meet his standards, but then walk away from his classes knowing that my abilities have been challenged and stretched in ways I didn't think possible. I used to think his expectations were somewhat too high for some students to achieve, myself included, but I now see that challenging us with these standards are exactly what we need to reach a higher level of education and dig deeper within our selves to achieve success. I'm thankful for Dr. Gross and his mode of teaching. We need more instructors like Dr. Gross who care to challenge their students and enable them to grow.

Fall 2019

- PSC 100 – Dr. Gross is without any doubt one of the most phenomenal professors that I have ever had. There was not a single assignment or class meeting that I did not enjoy due to his enthusiasm and spirit about the nature of the things we learned. Overall an excellent experience and I hope to be able to take Dr. Gross in the future.
- PSC 100 – Dr. Gross is among my favorite professors that I have had the pleasure of learning from in my time at JSU. He is professional, courteous, knowledgeable, friendly, and an outstanding teacher. In a topic like Political Science where many students are there to simply fulfill the core course load he makes it entertaining and engages students so that it sparks a genuine interest.
- PSC 105 – Liked everything we did! VERY enjoyable course! Learned a lot of new content!
- PSC 232 – Best professor on campus, deserves more recognition.
- PSC 451 – Dr. Gross has a very unique and professional style of teaching. His consistent style and expectation is professional as it resembles that of the real world as it relates to being on time, and being responsible for doing your work. I would encourage Dr. Gross to continue this way of teaching as it helps students get out of their quiet shell and allows for a safe place to interact and critically think with other students.
- PSC 451 – I loved how Dr. Gross was always so enthusiastic and you can tell he loves his job. I love how he didn't just throw the work out there and expect us to understand it...

Spring 2020

- PSC 100 – You're a great teacher and make maybe not such an interesting topic super interesting and easy to understand. Keep doing what you're doing. I loved taking your class!
- PSC 100 – Dr. Gross is a great professor. He kept the class engaging, and he made me want to show up. He provided accommodations when necessary and was easy to work with.
- PSC 100 – I loved his approachability he was easy to ask questions and explain where I was struggling in the class.
- PSC 100 – I hope Dr. Gross doesn't change anything. His style and attitude toward his students is very welcoming and accepting. He has been one of the best teachers I've ever had.
- PSC 101 – Keep being awesome! Really enjoyed your energy and happy attitude each day! Thank you for being flexible and patient with me and every other student. You made class interesting and fun, and established a personal relationship with each student (which is hard to come by). I can tell that you love what you do and you're great at it. You adapted well to the unpredictable circumstances and reached out to students when you did not have to. I hope that you spend many more years at JSU and I am really happy to have been in your class this semester...
- PSC 452 – I love this professor!
- UH 300 - Dr. Gross was a tremendous professor and is very well-suited for this class as well as Jacksonville State University.
- UH 300 – I appreciated your realness and understanding of the course requirements. I do not have much to suggest other than to continue your teaching methods and the engagement offered in class.
- UH 300 – ...You did a great job diversifying our learning techniques while including higher levels of thinking.

Summer 2020

- PSC 100 – The shorter 15-20 min videos on one section of the chapter were easier to stay engaged with and also take notes on.
- PSC 100 – This was the best online course I've taken at JSU. Dr. Gross is an amazing instructor and I'm hoping to take one of his courses again in the future. I have no feedback except - Keep doing what you're doing. you kept me super engaged and it was an enjoyable course!!
- PSC 100 – Dr. Gross made the subject matter fun, creative, and very informative. His presentations were very well spoken and he added flare to keep us interested in the topics of discussion. I highly recommend this as an online course with him. He does have high expectations in the material he covers for testing but, if the student stays involved in the lectures, then the test material will not be as difficult.
- PSC 232 – I would definitely take another class taught by Dr. Gross. I especially liked the music aspect. There needs to be a list of the songs used in the course! I am going to have to go back through and write them all down. My 11 year old Nick watched the video about the total death's in WWII with me. We shared my ear buds! He is a WWII fanatic and knows just about everything WWII related. Our minds were blown with the statistics. Keep doing what you are doing! I got my money's worth from this class.

Fall 2020

- PSC 100 – Since the class was online this semester in my opinion, Dr. Gross was an excellent professor and did a great job teaching!
- PSC 100 – I feel like you did an excellent job at keeping me engaged throughout the semester. I don't have much advice
- PSC 101 – I feel this class was conducted in the best way it could have possibly been considering the circumstances. The only real criticism I have to offer is that I would have loved to attend this course in person
- PSC 101 – The organization of this class and the clear expectations set by Dr. Gross made this class the easiest transition to online learning due to COVID. The unique assignments were also a bonus!
- PSC 101 – This course was as seamless as an online course could be. The grading system was flexible and I found it easy to fit the courseload into my busy schedule. I enjoyed the integration of music into each lesson (especially because of my similar musical interests to Dr. Gross), and I felt the active learning assignments and simulations were a great way to engage students in the subject matter. The only feedback I have to provide is to keep doing what you're doing! I don't know about my peers, but I usually don't have the attention span for online courses; this one was formatted perfectly for my learning style.
- PSC 101 – The Best class I've taken throughout collage
- PSC 101 – You were my favorite instructor this semester. You made difficult topics fun and it was obvious you are passionate about teaching. That charisma made me want to learn.
- PSC 338 – Very heavy work load and assignments and extensive test and study guide. Maybe keep in mind students do have other classes.
- PSC 454 – Best professor ever! He's so caring, and is actually trying to make sure we understand the context.
- PSC 454 – Dr. Gross did a fantastic job teaching this course. It would be hard to pinpoint an area for improvement

Spring 2021

- PSC 100 – Government can be something very hard to understand. Dr. Gross made it very easy to understand through his teaching methods.
- PSC 100 – One of the best instructors by far. He was very easy to reach and very quick to help if needed. His way of teaching made it very easy to understand. I would absolutely take his class again.
- PSC 100 – Gross was an excellent professor, he had made me want to pursue political science as a minor. he is an amazing asset to the JSU teaching staff.
- PSC 232 – There are no improvements that could be made... This course was extremely informative and a true college level course!! Dr. Gross is hands-down the best instructor at JSU! I thoroughly enjoyed this course!!!
- PSC 232 – Dr. Gross is an amazing instructor. He truly is a great teacher... he truly TEACHES. I really learn from him, even though it was an online course. I learned more from this course probably than any other course I took this semester. He responds to questions very quickly and is very easy to talk to.

- PSC 232 – Dr. Gross is absolutely BRILLIANT and he made this class incredibly interesting. His use of shortened, online lectures allows students to keep up with lectures while staying attentive and engaged with the content. He made sure to explain every small concept that applies to any central idea. Keep it up, Dr. Gross. I had never taken any PSC class before yours and PSC232 has been my favorite class I have taken in college.
- PSC 301 – Split up methods into two sections. One class be about how to do research then another class where you do the research.
- PSC 356 – Dr. Gross is a wonderful instructor. I would not be the student I am today without his teaching methods, his respect and kindness for his students, and his willingness to always work with us to find answers to our questions and problems.
- PSC 356 – I have nothing to say because Dr. Gross is amazing professor.

Summer 2021

- PSC 100 – I am a business major that has been at this school for four years. To be honest, I took this class as an unnecessary general elective that I needed to graduate because I thought it would be interesting. This is by far one of the best professors I've had at this school. His virtual presentations kept me engaged throughout the entire course, and made it interesting. Clearly the most hard working professor I've ever had.
- PSC 100 – The video lectures and civic games made it an enjoyable and affordable course to learn from considering it as an online course. I feel if I wasn't so distracted with other courses I was taking at the same time as this one, I could have put more effort since this was a very motivating class to take.
- PSC 100 – The course was very entertaining and helped with learning more about the government. the course was very entertaining and was great to be apart of. this course had challenging material and was easy to engage within.
- PSC 100 – Make more students take it

Fall 2021

- PSC 100 – I loved the course and I genuinely learned something, which is rare because these topics are usually not the most engaging to me. I feel as though Dr. Gross put in a lot of effort in making the course have different projects, such as the Simulations. The only thing I wish was different was the fact that I couldn't see my grade throughout the semester. I prefer being able to see my grade and the grading calculator only calculated things that you had done, and did not factor in later assignments. That is the only thing I would change, but this was a wonderful class, and I hope to get to take a class with him in the future.
- PSC 100 – Dr. Gross is the best professor I have had in my time at JSU. I would recommend him as a professor to any student!!!
- PSC 101 – I don't have any feedback for Dr. Gross. He was kind and helpful.
- PSC 101 – Keep up the amazing teaching methods. I think it is way easier to learn when the teacher makes the class interesting and interactive with simulations.
- PSC 232 – I hope to have more classes on this section of political science.
- PSC 451 – Dr. Gross is great. Super approachable and informative. Super dynamic speaker.
- PSC 451 – Really good. Don't change anything.
- PSC 451 – One thing about the class is that it needs to be split into two parts an ancient and medieval part. We spent so much time which was necessary on Aristotle and Plato/Socrates but only had less than half to spend on the medieval philosophers seeing how they took the ancient thought and ideals and merged them into their own.

Spring 2022

- PSC 100 – Benjamin Gross is a fantastic professor. Can't think of anything he did wrong.
- PSC 100 – I learned a lot in this course and I'm glad I took it because I learned real world things that I wouldn't have known without this class.
- PSC 100 – He is a very funny and engaging teacher. He made our work fun and understandable while teaching us real world things. He's a very good teacher.
- PSC 100 – Keep doing what you're doing Dr. Gross! You're amazing!

- PSC 100 – Dr. Gross is a wonderful professor! His lectures are engaging and very informative. After taking his class, I feel much more informed about how American government works. I am very happy decided to take him and hope to have the chance to take him again.
- PSC 100 – There is nothing I can really say to improve this class because as long as you show up and do the notes then you should have no problems with the tests. He gives you many ways to pull up your grade with extra credit and simulations. You also have group work that would improve the grades as well. Overall he is a great teacher and anyone that says different is the ones that do not show up to class.
- PSC 250 – The class structure is perfect being a stable model for students who truly want to be in the class and do most of the heavy lifting in the class. The problem of this is not the professor inability to teach but the large number of students who cannot/will not do the assignments.
- PSC 452 – I do not see Dr. Gross improving his teaching much better than he already has in the classroom. He is fair and evenhanded. He provides great insight into all the information and gives numerous opportunities for students to grow beyond simple note takers. He encourages all students and pushes them to their fullest potential.
- PSC 452 – You are an excellent professor who pushes and expects the most out their students but sadly this semester has shown that there is a small following of students who wish to engage, read, or aspire to this way. I am excited for International Human Rights in the fall but saddened and tired being the one to pull the weight of the class.
- PSC 452 – I enjoyed the interactive discussions we had in class. I wish we were able to cover some of the later works in more depth, but I understand external forces prevented that this semester. Overall, this course is structured well and provides a good foundation for further education on the topic.

Summer 2022

- PSC 100 – Thank you for the quick responses with scheduling a Teams meeting and responding to my emails! Have a wonderful summer!
- PSC 100 – The Professor was great.
- PSC 100 – Dr. Gross was incredibly helpful with the topics I approached him with and gracious enough to grant me extra time on an assignment due to health issues I'm currently undergoing.